

—  
ALL-NEW MODELS  
PROVE THEIR METTLE  
PG. 08

—  
CRESTLINER MOD-V'S  
TAKE OVER IN THE SOUTH  
PG. 14

2015 | FULL-LINE BOAT MAGAZINE & CATALOG

# CRESTLINER

FORGED WITH STRENGTH. DEFINED BY DURABILITY.





Today's Crestliners are still built with the same values, grit and pride in craft that launched the company.


the story of superior all-welded build and intuitive design that will continue to be our heritage when our grandchildren are fishing out of them.

And this pride is not something that belongs to just us here at the company. The Crestliner family includes all of our dealers and everyone who has ever owned one of our boats. All of us can take pride in being a part of this grand boating and fishing tradition. As this issue of *Crestliner* proves, that tradition runs like a cable from one end of this land to the other, threading together generations of anglers from the St. Clair River in Ontario to the heart of the Rocky Mountains to the rivers of Mobile, Alabama. With each cast and catch, memories are made, skills are honed and a tradition pulses on. As we approach our 70th anniversary, that's a pretty solid hook to hang your pride on.

**W**here does pride come from? At Crestliner, we believe it comes from knowing who you are at your core, and preserving those values as a tradition. For nearly 70 years, Crestliner has been defining durability in the fishing-boats market. As a result, our core is a series of commitments that make up the Crestliner experience. Those are our commitments to durability, to advanced all-welded techniques and to a passion for life on the water that's best experienced when shared with friends and family.

With a history like that, perhaps it's no surprise that we're brimming with pride. This pride marks every Crestliner model, from the hardcore angling watercraft of yesteryear to this year's striking, all-new designs. In this issue of *Crestliner*, we go behind the scenes with Crestliner's engineers to explore the process of designing and building this year's new models (page 8). These impressive new Crestliners are highlighted in the catalog section of this publication and include the dynamite 1650 Fish Hawk (page 26), the powerful new Pro Tillers (page 30), the capable VT 18 (page 46) and TC 17 (page 48), the impressive and aggressive Coast Editions (page 52) and the striking Outlook Series (page 60).

Look at each of these new models and the common thread is immediately clear. From a company that was born in the heart of the post-World War II economic boom, today's Crestliners are still built with the same values, grit and pride in craft that launched the company. Embedded in every new Crestliner is

  
Cecil Cohn, President, Crestliner



PRESIDENT, CRESTLINER  
Cecil Cohn

MARKETING MANAGER  
Lori Kneeland

MARKETING COORDINATOR  
Erin Streit

BOAT PRODUCT MANAGER  
Christine Bush



PRESIDENT/PUBLISHER  
Douglas Leik

ACCOUNT EXECUTIVE  
Annie Brown

EDITORIAL DIRECTOR  
Randy Hess

MANAGING EDITOR  
Amy Wideman

SENIOR EDITOR  
Alexa Poteet

ASSOCIATE EDITOR  
Elaine Short

EDITOR AT LARGE  
Jennifer Chesak

CREATIVE DIRECTOR  
Russell Duncan

DIGITAL CREATIVE DIRECTOR  
Kraig Devenport

PRODUCTION DIRECTOR  
Robyn Bendle

GRAPHIC DESIGNER  
Brittany Huisenga

GRAPHIC DESIGNER  
Arlene Waclawek

*Crestliner* magazine is published twice a year for Crestliner by Dino Publishing LLC. Any correspondence should be directed to:



350 W. Hubbard St, Suite 400  
Chicago, IL 60654  
Tel: 312-822-9266  
Fax: 312-822-9268  
email: dleik@dinopublishing.com

The opinions expressed in this magazine are not to be considered official expressions of Dino Publishing or Crestliner. The publisher reserves the right to accept or reject all editorial or advertising matter. The publisher assumes no responsibility for unsolicited manuscripts, photographs, or artwork. Reproduction in whole or in part of any text, photograph, or illustration without prior written permission from the publisher is strictly prohibited. Printed in U.S.A. Copyright © 2014 Crestliner.

# 02

**HOOKS**

Explore Crestliner's model options, from the toughest Mod-Vs to towing-capable Deep-Vs, with the all-new, easy-to-use Boat Selector tool.

# VOL. 6



# 04

**SPOTS**

Crestliner National Pro and professional guide Bernie Keefe wows his fellow fishermen as one part angler, one part showman.

# 06

**TACTICS**

Helene Hadfield's husband has explored space with the toughest equipment out there. The I600 Vision delivers on durability for her own earthly explorations.

# 08

FEATURE

**MEET THE NEW GANG**

Meet a whole new gang of Crestliner Deep- and Mod-Vs with the kind of chops that can only be forged from generations of the Crestliner tradition.

# 14

FEATURE

**SURGING THE SOUTH**

Crestliners course through Southern waterways with dealers' praise from Pittsburg, Missouri, to Satsuma, Alabama, and beyond.

# HOOKS

**THE LATEST**  
NEWS, GEAR AND ADVICE  
FROM THE FOREFRONT OF  
THE FISHING UNIVERSE.

FALL | VOLUME 6 | ISSUE 1

**CRESTLINER** Request a Brochure Boat Selector Find a Dealer Zip / Postal Code

BOATS EXPERIENCE RESOURCES

FIND THE BOAT OF YOUR DREAMS.

WHAT'S YOUR IDEAL BOAT USE?  
Select an option below that best describes how you will use your boat.

QUESTION 1 OF 5

Sport Fishing Hunt/Utility

WHAT SPECIES DO YOU FISH?  
Select the species you primarily fish.

QUESTION 2 OF 5

None Walleye Pike / Muskie Bass  
Panfish Catfish Other

WHAT'S YOUR BOAT LENGTH?  
Drag the sliders to the desired range of boat sizes.

QUESTION 3 OF 5

14 ft. 16 18 20 ft.

WHAT'S YOUR PRICE RANGE?  
Drag the sliders to your desired price range.

QUESTION 4 OF 5

\$10,000 10 20 \$40,000

**CRESTLINER** Request a Brochure Boat Selector Find a Dealer Zip / Postal Code

BOATS EXPERIENCE RESOURCES

YOUR RESULTS

Select an option below to learn more about or build your very own boat. [START OVER](#)

**1750 FISH HAWK**

With its powerful, multipurpose work on the water, the Fish Hawk remains a Crestliner family favorite.

Max People Capacity: **6 People** HP ranging from: **90 - 125 HP**

[LEARN MORE](#) [BUILD THIS BOAT](#)

**1850 PRO TILLER**

Everything an angler needs, all of it within your reach—the Pro Tiller is a truly sophisticated machine.

Max People Capacity: **6 People** HP ranging from: **90 HP**

[LEARN MORE](#) [BUILD THIS BOAT](#)

**Click for the craft  
of your dreams**

Crestliner's brand-new Boat Selector tool makes finding the perfect boat a breeze

The path to an aluminum-hull fishing machine that answers every one of your on-water needs and fits your budget is clicks away with Crestliner's interactive Boat Selector tool.

Simply visit crestliner.com on any device to view five categories of boating preferences. Choose your preferred boat recreation, the species of fish you chase, boat length, price ranges and the types of water you frequent. From watercraft fit for backwaters to coastal waters, Crestliner's Boat Selector tool sorts all the options to deliver boat selections perfect for your needs.

From your selected model, Crestliner brings you to the Build Your Boat tool so you can fully customize your soon-to-be on-water experience—and be out on the water enjoying that experience before you know it.



## THE PROTECTION THE PROS CHOOSE

Anglers make it a point to know their gear, which makes the popularity of Crestliner gear no surprise. Crestliner's line of branded apparel features T-shirts, hooded sweatshirts, hats, rain jackets and more—and this year, each comes in a variety of fresh colors and designs. Perfect for the avid fisherman who enjoys a dawn-to-dusk day on the water, snap up the clothing that will protect with the name you trust. Check out the full collection at [www.crestliner.com/gear](http://www.crestliner.com/gear).



## WE'VE GOT YOU COVERED

Losing onboard equipment can ruin a day on the water, so are you absolutely sure you're covered? Boater's Choice offers comprehensive coverage of your boat, fishing gear and anything else you need to reel in the trophy catches on your Crestliner.

Boater's Choice protects your assets big or small, with options that offer to pay the agreed value on total loss with no depreciation, and a separate deductible just for onboard electronics. Be sure everything you bring with you for a day on the boat is covered; make the right choice and choose Boater's Choice.

To get started, visit [www.boaterschoiceinsurance.com](http://www.boaterschoiceinsurance.com).

## EMPOWER YOUR CREW

With DieHard Brand's I150 Jump-Starter, feel the freedom to do what you want, when you want, on the water.

Every moment out there is precious. That's why you're prepared; the cooler is packed with snacks and all your sports gear is safely tucked away. With DieHard Brand's Portable Power I150, you can be sure that, regardless of what happens, reliable power will always be there to back you up, too, so you can make the most of your fishing trip.

Its key trait, maintenance-free power, ensures smooth sailing from dawn to dusk in convenient, non-spillable housing. An easy-to-use digital display offers in-the-moment information. Whether you're in need of a jump-start, juice for your handheld devices or fishing instruments, the I150 provides hours of power. Whatever you have planned for the day, rest assured this sealed lead-acid AGM battery is ready to give you the boost you need. And you'll have the freedom to do what you want.



Visit [www.DieHard.com](http://www.DieHard.com)  
to learn more.



## GO TURBO

### MULTIPLY THE POSSIBILITIES ON YOUR CRESTLINER

Looking to ramp up the tubing, waterskiing or wakeboarding on your fishing craft? Consider the TurboSwing® tow bar, a unique towing system for outboard boats that's ideal for Crestliner owners seeking extra watersports oomph. Easily mounted on select Crestliner models, the TurboSwing lets you hook your tow rope to an EZpulley™ that runs smoothly around the motor cowl, meaning the rider's pull force and the engine's propulsive thrust converge right at the boat's point of rotation. The result is heightened stability and response, a tow rope that stays above the wake and lower planing speed. In other words, greater control for the driver—and more fun for the lucky boarder or tuber at the end of the rope. TurboSwing is available on select Model Year 2015 boats through your Crestliner dealer. Check out [www.turboswingus.com](http://www.turboswingus.com) for videos and more information.

# NATURAL SHOWMAN

FOR CRESTLINER NATIONAL PRO AND PROFESSIONAL FISHING GUIDE BERNIE KEEFE, AN 1850 FISH HAWK IS THE IDEAL PLATFORM FROM WHICH TO EXPLORE, TEACH AND EVEN PERFORM.



Twenty years ago, a local outfitter offered to turn Bernie Keefe's passion into a profession with a job as an on-water guide.

WRITTEN BY AMY WIDEMAN

PHOTOGRAPHY COURTESY OF BERNIE KEEFE


SEE MORE OF THE 1850 FISH HAWK ON PAGE 24 OF THE CATALOG.

**S**ome people hire a fishing guide to have all the details taken care of for them. Some want to pick up secret tricks of the craft and work on honing their skills. But others, perhaps already well-versed, simply want a performance.

When a fish strikes a line from Colorado guide Bernie Keefe's 1850 Fish Hawk, there's always an uproar. "Whenever I see a bite, I'm jumping around and yelling about what to do," he says. "Some of my clients have told me, 'We can come out here and do the fishing ourselves—but we come out with you for the show!'"

Entertainment value aside, Bernie has a wealth of fishing knowledge to impart. The lifelong angler has put countless hours into testing and perfecting his techniques, adapting along the way to various conditions and species. "At one point in my life, in six months' time, I put 70,000 miles on my vehicle, and that was just going fishing. I would go for a three-hour drive just to get a special evening bite and then head back home for work."

One fateful day, a local outfitter who had noticed his dedication offered him the chance to work as a guide. "He said to me, 'You're the only guy crazy enough to be out there fishing every day.' Twenty years later, I'm *still* out there every day!" Bernie says with a laugh.

As a guide, Bernie hosts both regulars and novices on his Crestliner, typically meeting up before dawn and fishing until noon or 2. Then he'll take a short break and be back at it until dark. "I spend a lot of time on the water and I fish a lot of tournaments. Basically, I have a job where I get paid to play," he says. "My 'office' is high up in the Rockies where everyone comes for vacation, so I get paid to enjoy America's playground. It is not a bad gig." 

## BERNIE KEEFE'S TIPS & TRICKS

### COLORADO HOT SPOTS

Denver-area fisheries including Williams Fork Reservoir, Lake Granby, Grand Lake and Green Mountain Reservoir are host to a healthy population of lake trout, Kokanee salmon, rainbow trout, ground trout, white sucker and northern pike. "Lake Granby is my favorite because it's great year-round for trophy fish," Bernie says. "It's 7,500 acres, the biggest and most complex lake in the area with the most structure."

### SIXTH SENSE

Go with your gut, recommends Bernie. "As far as fishing tips go—it really comes down to paying attention to detail. Especially on your own body of water, you do have a sense that tells you to go do something, and it comes true. It stems from spending so much time focused on one thing."

### SAVINGS MATTER

Crestliner boats come packaged with Mercury outboard power, providing reliable performance and impressive fuel

efficiency. "It's important to keep the cost of everything down," Bernie says. "With a 150 Mercury Verado on the back, my fuel cost is not that high at the end of the year, even running 15 miles or more on an average day."

### CAMP CRESTLINER

Sometimes the conditions are so right, it's only logical to extend one day into the next. "With the design of the 1850, you can pull the passenger seat out, lay down a memory foam mattress and sleep in it," Bernie says. "The cover fits on with the J-Hook design and then you have your tent. It's a great platform for camping."

### RELIABLE RIDE

Bernie cites the Fish Hawk's ergonomic Pro fishing seats, easy-to-read Smart-Craft gauges and easy-to-clean vinyl floor as valuable upgrade features. But it's the boat's build quality and resulting control that draw the most raves. "I was out in 25 mph winds the other day and I held the boat perfectly still—enough to drop jigs down in 100 feet of water and have my clients be able to fish," he says. "Boat control is paramount, and there's something about the way a Crestliner is built that's just solid. Nothing is moving around. The 1850 fits four people really well with three people fishing and one guiding. There's enough storage for everyone's backpacks and coolers. For me, it's the perfect size boat."



# HER OWN EXPLORATION

HELENE HADFIELD WAS LOOKING FOR TWO THINGS: RUGGED DEPENDABILITY IN A BOAT AND RESPECT ON THE SALES FLOOR. ACTION MARINE HELPED DELIVER BOTH WITH THE 1600 VISION.



WRITTEN BY ELAINE SHORT

PHOTOGRAPHY COURTESY OF HELENE HADFIELD

SEE MORE OF THE 1600 VISION ON PAGE 32 OF THE CATALOG



**Y**ou can hear the pride bubbling over in Helene Hadfield's voice when she describes taking out her 1600 Vision alone. "All by myself," she says with a near squeal. "I've taken it out three times—I'm really proud of myself."

Helene and her husband, retired Canadian astronaut Chris Hadfield, live in Toronto, but they keep the 1600 Vision at their dock on a private island in the St. Clair River, just outside of Corunna, Ontario. When Helene is not exploring the waters of the St. Clair, she manages the couple's business, booking speaking engagements and doing documentary work to promote the power couple's book releases, including Chris's most recent—and a *New York Times* bestseller—*An Astronaut's Guide to Living on Earth*. It's no wonder Helene likes to escape to the calm river waters of their scenic island getaway every once in a while.

But finding that serenity out on the water had become something of a challenge. Helene describes owning an unreliable ski boat with her husband years before, which she refused to take out on her own for fear of being stranded mid-river. "I was like, 'Enough is enough, I want my own boat, and I want it to be able to start.'" And so began her quest for rugged durability in a boat to call her own. After all, with a husband who faces the dark corners of space with the most advanced, invulnerable technology the world has seen, Helene realized her expectations could and should be high, too.

While the couple perused the Toronto International Boat Show with friends, Helene quickly found herself eliminating most models she saw based on a series of frustrations. First and foremost, few models were equipped to answer her needs. Helene wanted an adaptable boat with durable build, plus the power and versatile features for other activities, like watersports, should her nieces and nephews come onboard. "We're not primarily fishing people," she says. Instead of carpet, she preferred the clean look of vinyl flooring. Instead of camouflage, Helene hoped to see a few striking hull color options. But the sea of mod- and deep-V hulls at the Toronto show were geared for hunters and hardcore anglers with one-trick packages.

That's not to mention, if Helene did take interest in a model, service posed its own

frustration. "As soon as any salesperson saw our husbands, they would stop talking to us. Every one of them," she says, exasperated. This was to be her boat, after all.

Then, like the subtle gleam of hope that's hard to put any stock into until you see it up close, Helene was drawn to the stunning 1600 Vision, set out by Action Marine of Stoney Point, Ontario. The Vision gave her good vibes, and those good vibes only increased when Shawn Vadovic from Action Marine took the time to run through her choices on debuting the model.

As Shawn showed Helene around and in and out of the new Crestliner, she was able to check off her needs. "It has a nice deep hull on it, deeper than a lot of the boats like that, so it's nice and stable," Helene says. "It's a very comfortable boat to drive, and I liked that it has enough power, but you don't have to use all the power."

She particularly preferred the refreshing aesthetic of the versatile new Crestliner, which boasts smoothly welded seams rather than the bumpy rivets of other aluminum crafts. Watersports package and showroom customization? Check. Vinyl flooring option? Check. Splashy hull color choices? Check. (Helene would eventually settle on a striking red, "not camo or icky green.") "It has a nice, simple interior, and I liked that."

And thanks to Action Marine's Shawn, the deal was sealed. "He took the time to speak to me, he put me in the boat, he showed me all the features," Helene says. "It's a beautifully designed boat. Not only does Crestliner have a good design, but it has a good sale."

For Helene, those feelings of frustration as she weeded through the floor of the Toronto International Boat Show are all but erased by the feeling she gets riding in her 1600 Vision on the St. Clair River. "When I go across to pick someone up, sometimes it's early morning and the river is so clear," Helene says. "It runs so quietly so you're not disturbing the feeling of the day. You look around and you appreciate just where you are and how lucky you are." **G**

The 1600 Vision is Helene Hadfield's boat (top), but she's happy to share with her explorer-at-heart husband, retired Canadian astronaut Chris Hadfield (bottom).





## LEARN MORE ABOUT CRESTLINER'S NEW GANG.

Flip to page 26 of the catalog for the 1650 Fish Hawk, page 30 for the Pro Tiller Series, page 46 for the VT 18, page 48 for the TC 17, page 52 for the Coast Editions and page 60 for the Outlook Series.



# MEET THE NEW GANG

THERE'S A NEW GANG IN THE NEIGHBORHOOD, AND  
THEY'RE ALREADY PROVING THEIR CHOPS

HOW, YOU MIGHT ASK, CAN A FLEET OF NEW CRESTLINER MODELS AND FEATURES IMPRESS FROM DAY ONE? WELL, IT HELPS THAT THEIR ORIGIN STORY IS NEARLY 70 YEARS IN THE MAKING. CRESTLINER'S DESIGN AND MANUFACTURING METHODS ARE PROVEN AND TRUE, TRUSTED BY GENERATIONS OF DIEHARD ANGLERS AND BOATERS. WITH THIS STRONG FOUNDATION, IT'S ONLY NATURAL THAT THE NEW LINEUP WOULD LEND SUPERIOR MEANING TO THE TERM "FISHABILITY."

CRESTLINER'S 2015 MODELS FEATURE EXCITING CHANGES, INCLUDING RECONFIGURED FLOORPLANS, EXPANDED STORAGE AND TOOLS THAT GET THE JOB DONE. THESE MODELS MIGHT BE THE NEW KIDS ON THE BLOCK, BUT THEY'RE WISE BEYOND THEIR YEARS. IT'S TIME YOU MEET THE NEW GANG.

//BY ELAINE SHORT //PHOTOS BY JOHN LINN

## 1650 FISH HAWK >>

Dashing up front and center, the 1650 Fish Hawk resurfaces as a prize-winning classic tuned up to be even better than before. The 1650 has been the most popular Crestliner model for years. With proven features, like the most fishable stern deck, an open cockpit, steady performance and unmatched value, the challenge for improvement was a big one.

“When looking to redesign the 1650 Fish Hawk, we wanted to stay true to the elements that customers loved while enhancing certain areas to make them even better,” Crestliner Product Manager Christine Bush explains. So Crestliner delivered more of what owners already love on the 1650, like the best-in-class rod storage, which now holds 10 rods up to 7 feet in length. Plus, the quick-access port rod rack system now keeps rods up to 9 feet in length untangled and out of the way without eating up valuable cockpit space. “We kept this feature and upgraded it to accommodate the longer rods that are popular with muskie fisherman,” Christine says.

Special options on the 1650 continue to earn praise. With an angled swim platform and undermount ladder, and a removable TurboSwing® for thrill-seeking watersports fans, it's no wonder the 1650 Fish Hawk ranks number one among savvy anglers who want to get the most value out of their boat.



## << PRO TILLER SERIES

Charging upriver next is a family of serious tiller models as dedicated to the expedition as the fishermen who steer them. The 1650, 1750 and 1850 Pro Tiller models are classics redesigned to add ease to the chase.

“We designed the new Pro Tiller family based on how tiller customers actually use their boats,” Christine says. That means putting key features, like the livewell and baitwell; the rod, tackle and general storage; drink holders; lockable electronics and the trolling motor or kicker all within reach. For Christine and the rest of the Crestliner team, accessibility on the water couldn't be emphasized enough. “The captain can run the boat and fish all day without ever needing to leave his seat.”

Each Pro Tiller model also features expanded bow storage to keep gear and personal items secure. Plus, the all-new command console, which holds up to two 8-in. displays or one 12-in. display, keeps displays safely locked in storage. Top it off with an all-around larger cockpit and it's clear that this series is equipped to stalk trophy fish.

## TC 17 >>

If you look just around the bend, you'll see the all-new TC 17 runs with the vigor of a true shallow-water fishing machine. The 17-foot, 10-inch craft is a competition-level crappie rig. Superior design maximizes the casting deck on the TC 17, just like its larger counterpart, the TC 18. An oversized bow, well-placed rod storage and convenient three-across seating create space for optimal maneuverability while you're on the hunt.

But space doesn't mean much if you don't have the equipment to make use of it. The TC 17 is decked out with a bow livewell as well as an aerated, 22-gallon aft livewell with a built-in timer and bait bucket. Plus, a lockable bow port rod compartment makes for quick access to rods up to 7-feet, 6-inches long. But the greatest convenience of all? The agile, 80-hp model is easily trailered, so you can show your stuff at competitions near and far.

## VT 18

Coming up alongside the TC 17, you'll see the all-new VT 18 sporting impressive stealth. Built to help you stalk bass with cunning, this top-flight aluminum bass boat gives the fiberglass field a run for its money.

Building on the success of the VT family, the all-new VT 18 is situated perfectly between the VT 17 and VT 19 at 18 feet, 5 inches in length and up to 115-hp. "We've listened to the requests of our customers and dealers," Christine says of the new model, "and are pleased to debut the much-anticipated VT 18."

The advantages start with the hull—six formed strakes, full center keel extrusion, and reinforcing chine extrusions make the VT 18 hull unbelievably durable and easy to handle. Crestliner's wide-beam design carries all the way to the bow, creating spacious, raised bow and stern casting decks ideal for the dedicated bass fishermen. Quickly reach for rods from the spacious bow rod compartment. And a sporty, feature-filled console dedicates flush-mount space for up to 7-inch electronics, so you're always a step ahead on the chase. From its durability to its spacious design, this feature-rich model gives anglers, especially bass fishermen, the upper hand. "This boat is perfect for bass fishermen who want a wide, durable platform for reeling in their trophy catch," Christine notes.



## 1800 AND 2000 COAST EDITIONS >>

Bravely surging forward are the 1800 and 2000 Coast models, which boast all-new features that make them even tougher as coastal contenders.

The 1800 shows off a wider, 96-inch beam that increases cockpit space and stability for the chase. Those extra inches deliver other perks, too. In front of the curved aluminum console, wider cooler storage sports a cushion on top.

On the 2000 Coast Edition, a cleverly designed center fiberglass console deals out expanded storage for batteries and equipment, with a molded-in seat and backrest and an under-seat aerated baitwell. A fully equipped dash with speed, tach, trim and fuel gauges, windshield and grab bar complete the package.

To help you nail that trophy catch, the new Coast Editions pack all the necessary equipment. An all-new leaning post with footrest adds further comfort, whether you're charging forward from the console or taking a rest. Add spacious bow rod lockers and stern cushions and it takes no time to see the 1800 and 2000 are prepped to pulverize the competition.



## 1657 Outlook Series

Two bold additions complete a gang of arresting new models: The all-new 1657 Outlook Tiller and 1657 Outlook Stick Steer give you the advantage over your prey. With each model's wide-beam, six-strake hull, the Outlook Series boasts impressive stability and durability for its class, while also providing the most interior space in its category. Measuring in at 16 feet with a 12-gallon fuel capacity, each Outlook delivers prime fishing and hunting capability.

Each model displays advantages that speak to specific needs. The 1657 Outlook Stick Steer delivers full visibility and control with stick-steer piloting. The spacious 1657 Outlook Tiller accommodates your signature moves with an adjusted aft Deluxe seat that opens up the cockpit for maximum versatility.

Both models in the series feature improved ergonomics. From the 78-inch beam to the all-new Deluxe seats and vinyl, you can feel at ease no matter how intense the chase gets. Each model shares an expanded layout, too, with the option of a third Deluxe seat to maximize comfort and capacity. That means you'll enjoy more casting space, more maneuverability and more fish to store in the easily accessible 14-gallon port livewell. For a new design, the Outlook family sure feels tried and true.

## 2015 Features and Options

In fact, that feeling permeates the entire Crestliner lineup. Each model, from the backwater showman Coast Editions to the compact and competitive TC 17, is a result of generations of Crestliner anglers, pros, engineers and craftsmen rethinking the chase for the better. So naturally, Crestliner has beefed up standard features across the board for 2015, too.

Easy-to-use, convenient new features have the spotlight this year. Onboard technology has been amped up from the Lowrance X4 to the color Lowrance Elite X3. The all-new SureMount



Downrigger bracket helps you fish at great depths. And the SureMount accessory bracket makes installing Crestliner's new accessories a cinch. Its unique design secures to the SureMount Gunnel System track on all Deep-V models. That means no drilling, no screws—and accessories slide along the gunnel for perfect placement, right where you need them. From the cockpit J-Hook hammock to a convenient tool holder to the handy cutting station, the SureMount Gunnel System delivers a seamless expansion of your capabilities on the water.

Other updates reflect this year's forward-thinking mentality as well. Upholstery is updated with a fresh design and darker, richer vinyl. As always, a Crestliner is meant to be as striking on the outside as it is tough and well-equipped on the inside, so a sleek Black Metallic has been added to the long list of custom hull colors sure to turn heads on the lake.

After all, a Crestliner is bolder and better than anything else out there. With a thorough refresh and several exciting new models, Crestliner's 2015 lineup has secured its standing at the top of the fish-fighting pack.





EVERY BOAT NEEDS A PROTECTOR.

***PROGRESSIVE***<sup>®</sup>

1.800.PROGRESSIVE / PROGRESSIVE.COM

Progressive Casualty Ins. Co. & affiliates.



//BY JEN CHESAK //PHOTOS BY ROBERT MOBLEY, MIKE CALABRO AND PROVIDED BY COUNCE AND TROTTER MARINE





# SURGING THE SOUTH


## MOD-V CRESTLINERS TAKE OVER SOUTHERN WATER WHERE BASS AND CRAPPIE FISHING IS KING

Eric Counce of Counce Marine has a sense of hurriedness in his voice, a voice that's usually characterized by his laid-back southern accent. He's been selling boats out of Memphis, Tennessee, since 1987 when he began working with his father at the dealership. Counce Marine has been in business for more than 50 years. The hurriedness doesn't hint at stress but at excitement, rather, for the successful year the dealership is having.

"Crestliner has been a godsend to us," Eric says. "We knew right out of the gate it was going to work for us, and it has." Counce Marine started selling Crestliners a mere 18 months ago, and business has been swift with bass and crappie fishermen in the region. Eric's customers fish on several nearby lakes including Sardis Lake—across the border in Mississippi—and Pickwick Lake, where the borders of Tennessee, Mississippi and Alabama meet.

Eric and his team were looking for a premium boat brand to meet the needs of anglers who wanted durable boats built with their fisheries in mind. "We fight our direct competition by offering the customer a lot more bang for their buck," Eric explains. "A Crestliner is traditionally a wider boat, a better handling boat and it's structurally more sound." Counce Marine's customers have taken notice of the benefits a Crestliner offers and have snatched up Mod-V models, including the VT and TC.

"Our bass guys buy the VT models, and our crappie guys buy the TC models," Eric says. The TC 18 features two full-size livewells (aft 22 gallon and bow 18 gallon), a port rod box with space for five 9-foot rods and two built-in, insulated storage compartments in the stern that double as coolers. It also has the easy-to-use SureMount Gunnel system that attaches accessories to the boat without drilling holes, and can move to any location along the gunnels. Plus, the broad beam design of the hull offers a stable platform when more than one person is fishing in the bow. On both the VT and TC models, fishermen can choose to upgrade to the Pro Edition for even more tournament-ready features.



## “CRESTLINER IS READY TO GO FISHING WHEN YOU PICK IT UP”

Crestliner, based in Otsego, Minnesota, was founded in 1946. Since then, the company's dedication to superior engineering and craftsmanship to provide the best value on the lake has given Crestliner a reputation as the world's go-to aluminum boat. Crestliner builds durability and fishability into every single boat made in its Lebanon, Missouri, and New York Mills, Minnesota, manufacturing facilities.

Jim Williams of White's Marine Center in Pittsburg, Missouri, has been selling Crestliners to his customers for about seven years. They typically fish for bass and crappie and sometimes a little bit of everything on nearby Pomme de Terre Lake. “Our guys are going to go nuts for the new TC 17 that's coming out,” he says. Not to mention the Southern-tailored, all-new VT 18 debuting this year as well. With a spacious casting deck, bow storage including a center rod locker, best-in-class helm ergonomics and a recessed trolling motor foot pedal, the VT 18 is a prime bass-fishing platform.

In the meantime, he just sold a VT 17 to a longtime customer who has bought four boats from White's over the past decade. “We've got a tremendous number of repeat customers,” Jim

says. “A lot of guys like to trade up every year or so. We've got good customer service.”

Like Counce Marine, White's Marine Center has also had a very busy year. “Our fishermen start thinking about buying a boat as soon as the ice comes off the water,” he says. That's kept Jim on his toes all season pairing Crestliners with customers eager to take advantage of the boats' wide deck space.

What sets Crestliners apart from other boats, Jim explains, is that anglers can buy a complete package. “A Crestliner is ready to go fishing when you pick it up,” he says. “It's a very simplified way of buying a boat, and it's a heck of a value. You have everything you want on it at a better price. At the end of the day, you're not going to catch any bigger fish just because your boat has a bigger price tag.”

White's Marine, a third-generation, family-owned business, has been selling boats since 1969. Jim says the Crestliner value not only comes from the complete package but also from how Crestliners are constructed. “They're all aluminum,” he says. “So you know it can take a lot. Plus, the fit and finish is so much nicer and you have so much better durability.”

Backing up all that toughness is a lifetime hull warranty, says Ray Trotter of Trotter Marine Sales & Service in Satsuma, Alabama. “Crestliner also offers a better warranty on accessories than the other guys,” he says of various boat brands. Ray, who opened his dealership 11 years ago, says this year has been the best he's ever had selling boats. “Our customers want the versatility of being able to hunt and fish with an all-purpose type of boat,” he adds. “And Crestliner really meets that market.”

Ray's customers fish on the many rivers and estuaries in the area, but also on some of the bay waters near Mobile, Alabama. They favor the Crestliner VT and TC series boats as well as some of the other Mod-V models like the Retrievers. “One of the things that's really impressive is the extra width of the beam,” Ray says. “It makes the boat very stable. We have a lot of family boaters with young ones, and they feel safe with their kids on the boat.”

It's Ray's job to work with each individual customer to help him or her find the right boat, but he doesn't send a boater on his way once he's made the sale. He fosters a relationship with his customers so that if they ever need anything or have a question, all they have to do is call. In fact, Ray's likely to answer the phone at his dealership himself. He's that hands-on. “People who are still in the boating business today who weathered the tough market have a good service department,” he says. “That's what our business is all about. If you don't do your service right, you aren't doing business right, and that goes for whether you are in the boating business or if you're selling balloons or paper bags.”

Like Eric at Counce and Jim at White's, Ray says it's been a wonderfully busy year and he's been working his tail off selling Crestliners, but at the end of the day, he's still having a blast. “I'm 67 years old, and I still get excited about selling someone a good boat.”

# 2015

SPORTFISH

SUPER HAWK

COMMANDER

RAPTOR

FISH HAWK

PRO TILLER

VISION

KODIAK

SPORTSMAN

CRV






# FORGED WITH STRENGTH. DEFINED BY DURABILITY.


That's our legacy. From the pioneers who developed our first boats to the anglers proud to own one today, Crestliner has built its reputation upon high-level performance and generations-long durability. Established during an era of post-WWII industrial expansion, Crestliner is rooted in the strong family values and hard-working mentality of the Greatest Generation. Every Crestliner boat delivers all-welded aluminum strength built to stand the test of time. With a high-quality design steeped in fishing innovation, our boats have confidently inspired one generation after the next. Are you ready to launch your legacy?





## UNFORGIVINGLY DURABLE. UNMISTAKABLY CRESTLINER.

With thick high-quality aluminum and all-welded strength, every Crestliner hull is ready to withstand the harshest of waters and the worst weather conditions.



### LEGENDARY FOUR X HULL

Where four interlocking pieces become one. Crestliner hulls take these four pieces and continuously weld them together—giving you the lightweight durability of aluminum and the seamless look of fiberglass.


### INTERLOCKING TONGUE AND GROOVE CONSTRUCTION

Crestliners are built using an innovative interlocking tongue and groove seam construction method, creating a rock-solid bond and proving again there isn't a boat designed with more precision or durability in mind.


### EXTRUDED FULL LENGTH KEEL

No other area is subjected to more punishment than the keel. Crestliner engineers the keel to integrate seamlessly from bow to stern into the hull, insuring unbeatable strength and durability.

### FOUR X HULL FEATURES



Reverse chine with integrated spray-rail design forces water down and away for a drier ride.



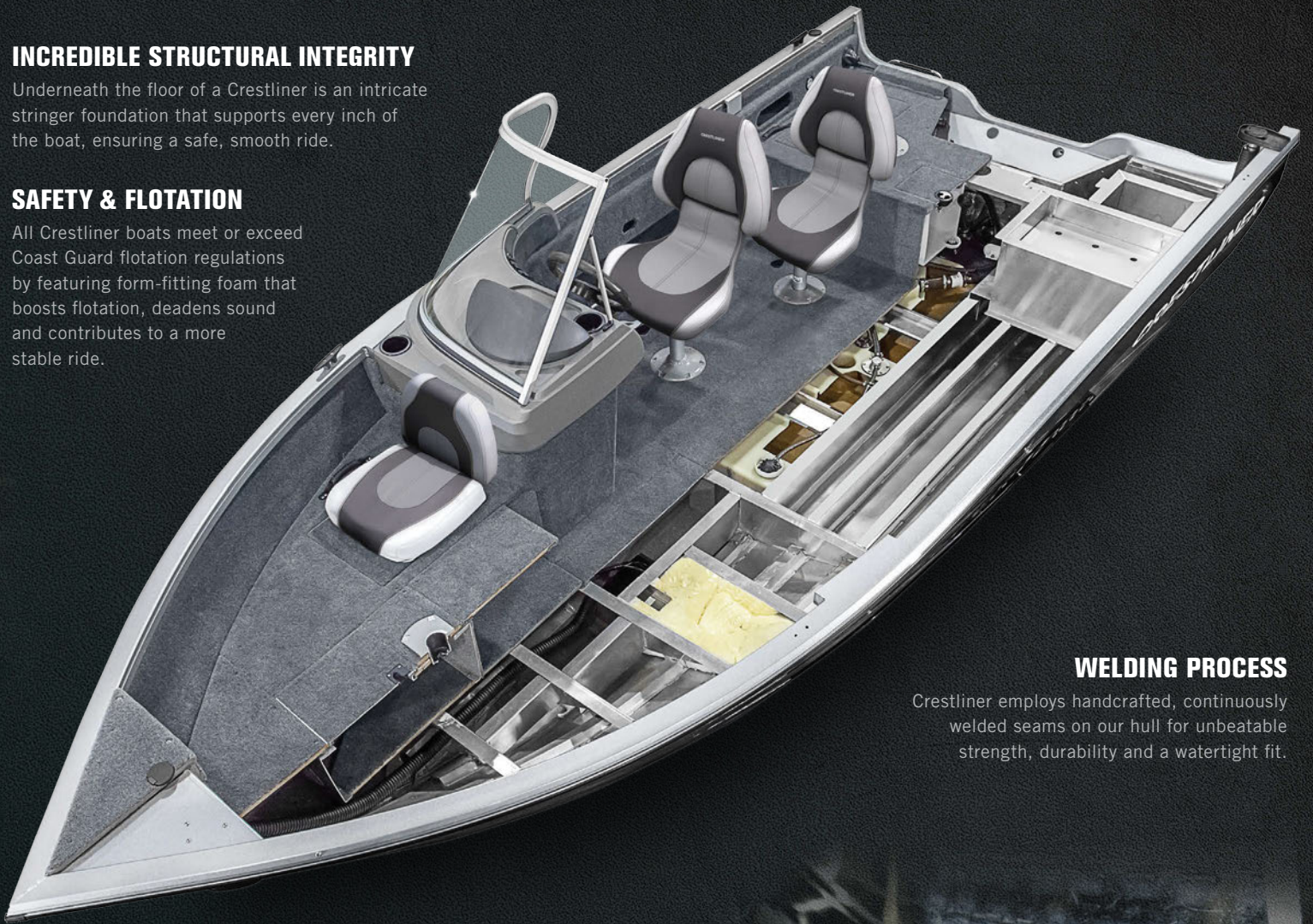
Variable-degree deadrise allows for instant planing and unmatched stability.

## INCREDIBLE STRUCTURAL INTEGRITY

Underneath the floor of a Crestliner is an intricate stringer foundation that supports every inch of the boat, ensuring a safe, smooth ride.

## SAFETY & FLOTATION

All Crestliner boats meet or exceed Coast Guard flotation regulations by featuring form-fitting foam that boosts flotation, deadens sound and contributes to a more stable ride.



## WELDING PROCESS

Crestliner employs handcrafted, continuously welded seams on our hull for unbeatable strength, durability and a watertight fit.

## REINFORCED DOUBLE-WELDED TRANSOM

When you have engines kicking out max horsepower, you need a transom that can handle a lot of force. With its double-welded reinforced transom, Crestliner creates a seam that endures the rigors of boating.

## WORK-HARDENED SIDE WALLS

Through the process of work hardening, Crestliner delivers sidewalls that can perform through cross-waves and tough conditions better than smooth sidewalls. And these bends not only add tremendous strength, they look great too.



## INDUSTRY'S STRONGEST WARRANTY

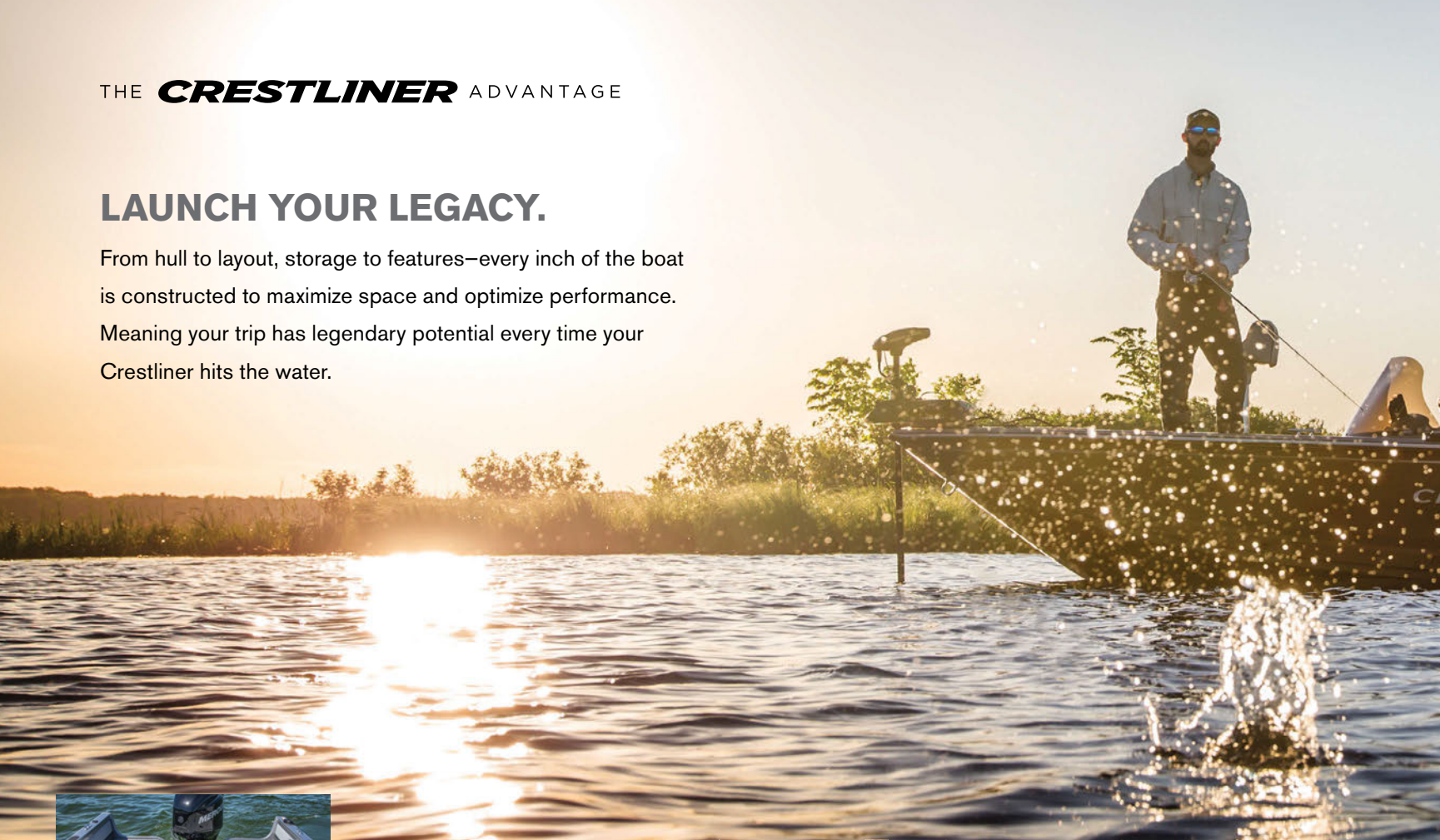
Crestliner was the first to offer a limited lifetime warranty on all mainseam welds and a 3-year bow-to-stern warranty on virtually everything else. Then it got better—allowing Crestliner's warranty to transfer to future owners.

*(Warranty differs on CR Jon and CRV Utility boats)*




## LAUNCH YOUR LEGACY.

From hull to layout, storage to features—every inch of the boat is constructed to maximize space and optimize performance. Meaning your trip has legendary potential every time your Crestliner hits the water.



### ROOM TO FISH

Thanks to the width of the hull, the design of the engine well and flexibility of convertible casting platforms, there is just more room to fish in a Crestliner.



### SUREMOUNT GUNNEL ACCESSORY SYSTEM

With this Crestliner exclusive, mount your favorite accessories without drilling a single hole into your gunnel.



### ROD STORAGE

An innovative new rod storage design allows quicker access to all rods, and your reels are protected by a dedicated reel pocket.

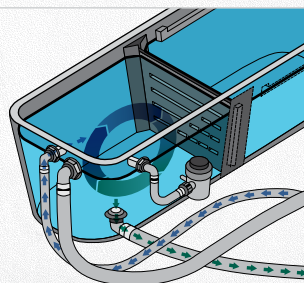


### CONSOLES

With large, flat console surfaces, you have the space to mount multiple graphs, so you have every view covered.

### LIVEWELL/BAITWELL SYSTEMS

Methodically engineered livewells and baitwells keep water oxygenated and circulating, so your fish stay fresh all day.



### J-HOOK GUNNEL DESIGN

Quickly head home or launch with our easy on/off snapless J-Hook gunnel cover design. For walkthrough consoles, a pole-less boat cover keeps things simple and easy.





*“What amazing fishing machines! These boats have precision operation, combined with the amenities everyone desires; tons of storage, comfortable seating, smooth travel, multiple livewells. They’re the perfect set-up.”*

**Jason Durham**

*Crestliner National Pro Team  
Owner/Operator Go Fish! Guide Services*



Awarded CSI Award  
7 years running



## ENDURING QUALITY

At Crestliner, integrity and passion drive every decision, from the builders who make the boats to the anglers who use them. We take pride in our generations of engineering innovation—designing boats that last generations too.

## FUEL ECONOMY

Your Crestliner was built to deliver top-notch fuel economy. It’s just another example of how Crestliner builds in the value.

## RESALE

From design to construction, Crestliners are built to last. With a limited lifetime warranty that stays with the boat from owner to owner—you know you are getting something built for longevity.



*“With a smoother ride in rough water and premium storage and casting space, Crestliner boats are crafted to deliver.”*

**Bruce “Doctor Sonar” Samson**

*Crestliner National Pro Team  
Champion of 8 major tournaments  
including 2 MWC and 4 PWT wins*

## SOLID & STRIKING FINISH

Every Crestliner features interiors that look as good as they perform: ergonomic seats and consoles, vinyl flooring and much more. Plus with hand-sanded hulls and oven-baked paint you get a durable, high-gloss coat that improves performance and will stand the test of time.

*\*Not all processes, features and statements apply to every Crestliner boat model.*

# Sportfish

MODEL > 2150

## KEY FEATURES


- > Innovative SureMount Gunnel system w/ accessory mounting brackets
- > Three-seat conversion bow w/ base and backrest cushions
- > Innovative vinyl-wrapped side storage w/ topside cubby tray
- > Enhanced upholstery, graphics and paint options
- > SST cut-away step, angled swim platform w/ under-mount ladder

## POPULAR OPTIONS


- > Bow anchor locker
- > Clarion® Stereo w/ wireless remote and Bluetooth™ connectivity
- > Rod rack system for center in-floor storage
- > Under-gunnel blue LED lighting
- > Removable table for bow or cockpit

Go to [www.crestliner.com](http://www.crestliner.com) for more on features and options.

X 2150 OB



X 2150 SST



## FLOORPLANS & STORAGE

■ Livewell
 ■ Storage Compartment
 ■ Rod Storage

## AVAILABLE COLORS

Base Color / Accent Color


Mad Fish Graphics and Anglers Edge Graphics both available as special option.

## OWN THE WATER.

Crestliner's Sportfish 2150 delivers both the rugged durability and spaciousness required for all-day angling. Command the water with a prime fishing machine.

## SPECIFICATIONS

	2150 OB	2150 SST
OVERALL LENGTH	21'11" (6.68 m)	22'11" (6.98 m)
BOAT/MOTOR/TRAILER LENGTH	25'2" (7.67 m)	26'2" (7.98 m)
BOAT/MOTOR/TRAILER WIDTH	8'6" (2.59 m)	8'6" (2.59 m)
BOAT/MOTOR/TRAILER HEIGHT	7'7" (2.31 m)	7'7" (2.31 m)
BEAM	102" (259 cm)	102" (259 cm)
CHINE WIDTH	87" (221 cm)	87" (221 cm)
MAX. DEPTH	49.5" (126 cm)	49.5" (126 cm)
MAX. COCKPIT DEPTH	30.5" (77 cm)	30.5" (77 cm)
TRANSOM HEIGHT	25" (64 cm)	25" (64 cm)
DEADRISE	17°	17°
WEIGHT (BOAT ONLY)	2,150# (975 kg)	2,388# (1,083 kg)
MAX. WEIGHT CAPACITY	2,400# (1,089 kg)	2,400# (1,089 kg)
MAX. PEOPLE CAPACITY	10	10
MAX. HP CAPACITY	300	300
FUEL CAPACITY	54 gal. (204 L)	54 gal. (204 L)
ALUMINUM GAUGE BOTTOM	0.125"	0.125"

2150 SPORTFISH SST





**CRESTLINER**  
**LIFETIME**  
 EXCLUSIVE **3** YEAR WARRANTY

Learn more on page 3.

**2150 SPORTFISH SST**



Conversion bow in open configuration and w/ optional table.



Feature-rich helm w/ stitched vinyl-wrapped panels and a standard Jensen® Stereo.



SST water-entry system: cut-away step, non-skid swim platform and under-mount ladder.



SST stern deck w/ livewell and storage under cushion.

# Sportfish

MODEL > 1950

## KEY FEATURES

- > Innovative SureMount Gunnel system w/ accessory mounting brackets
- > Three-seat conversion bow w/ base and backrest cushions
- > Innovative vinyl-wrapped side storage w/ topside cubby tray
- > Enhanced upholstery, graphics and paint options
- > Stitched vinyl-wrapped panels and Jensen stereo at helm

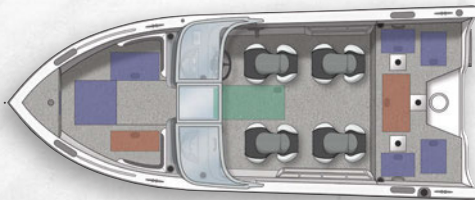
## POPULAR OPTIONS

- > Infinity® Premium six-speaker upgrade
- > Rod rack system for center in-floor storage
- > Swim platform w/ ladder (standard SST, optional OB)
- > Folding sun top with boot and draft shield
- > Removable table for bow or cockpit




Go to [www.crestliner.com](http://www.crestliner.com) for more on features and options.

X 1950 OB



X 1950 SST



## FLOORPLANS & STORAGE

Livewell
  Storage Compartment
  Rod Storage

## AVAILABLE COLORS

Base Color / Accent Color

		Pebble   Black Metallic			Silver Metallic   Black Metallic
		Pebble   Blue Flame Metallic			Silver Metallic   Blue Flame Metallic
		Pebble   Charcoal Metallic			Silver Metallic   Charcoal Metallic
		Pebble   Red Flame Metallic			Silver Metallic   Red Flame Metallic
		Pebble   Silver Metallic			Silver Metallic   Storm Blue Metallic
		Pebble   Storm Blue Metallic			

Mad Fish Graphics and Anglers Edge Graphics both available as special option.

## THE STANDARD OF FISHING.

Attack your prey with the top deep-V out on the water. With a versatile conversion bow and innovative sidewall storage, the 1950 Sportfish is your guide to hooking that trophy.

## SPECIFICATIONS

	1950 OB	1950 SST
OVERALL LENGTH	19'9" (6.00 m)	20'10" (6.35 m)
BOAT/MOTOR/TRAILER LENGTH	22'11" (6.96 m)	23'10" (7.26 m)
BOAT/MOTOR/TRAILER WIDTH	8'6" (2.59 m)	8'6" (2.59 m)
BOAT/MOTOR/TRAILER HEIGHT	7'1" (2.16 m)	7'1" (2.16 m)
BEAM	98" (248 cm)	98" (248 cm)
CHINE WIDTH	85.5" (217 cm)	85.5" (217 cm)
MAX. DEPTH	46" (117 cm)	46" (117 cm)
MAX. COCKPIT DEPTH	26.5" (67 cm)	26.5" (67 cm)
TRANSOM HEIGHT	25" (64 cm)	25" (64 cm)
DEADRISE	17°	17°
WEIGHT (BOAT ONLY)	1,925# (873 kg)	2,082# (944 kg)
MAX. WEIGHT CAPACITY	2,100# (953 kg)	2,100# (953 kg)
MAX. PEOPLE CAPACITY	9	9
MAX. HP CAPACITY	225	225
FUEL CAPACITY	40 gal. (151 L)	40 gal. (151 L)
ALUMINUM GAUGE BOTTOM	0.125"	0.125"

1950 SPORTFISH OB





Learn more on page 3.

### 1950 SPORTFISH SST



Vinyl-wrapped port rod box w/ topside trays (OB: four 8' capacity; SST: four 7'6" capacity).



Roomy cockpit w/ upgraded helm features passenger recliner seats and optional table.



Stern platform may be outfitted w/ removable ski pylon (standard SST, optional OB).



Optional bow bolsters and platform pad provide lounging space for the family.

# Sportfish

MODEL > I850

## KEY FEATURES

- > Innovative SureMount Gunnel system w/ accessory mounting brackets
- > Three-seat conversion bow w/ base and backrest cushions
- > Innovative vinyl-wrapped side storage w/ topside cubby tray
- > Enhanced upholstery, graphics and paint options
- > Center in-floor ski and rod storage


## POPULAR OPTIONS

- > Removable ski pylon (standard SST, optional OB)
- > Bow platform pad and bolsters
- > Stern conversion bench (OB)
- > Helm and passenger reclining seats w/ armrests
- > Removable table for bow or cockpit

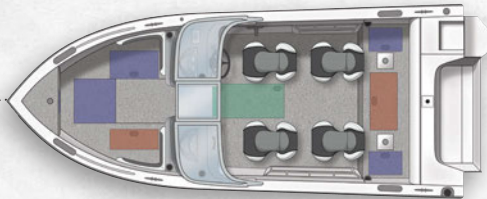


Go to [www.crestliner.com](http://www.crestliner.com) for more on features and options.

X I850 OB



X I850 SST



## FLOORPLANS & STORAGE

Livewell
  Storage Compartment
  Rod Storage

## AVAILABLE COLORS

Base Color / Accent Color


Mad Fish Graphics and Anglers Edge Graphics both available as special option.

## ALL-WELDED CHAMPION.

The innovative Sportfish I850 combines Crestliner's all-welded hull with the Space Saving Transom (SST). With more cockpit space and storage, equip yourself to reel in trophy catches like a champion.

## SPECIFICATIONS

	I850 OB	I850 SST
OVERALL LENGTH	18'9" (5.72 m)	19'9" (6.02 m)
BOAT/MOTOR/TRAILER LENGTH	22'4" (6.81 m)	23'4" (7.12 m)
BOAT/MOTOR/TRAILER WIDTH	8'6" (2.59 m)	8'6" (2.59 m)
BOAT/MOTOR/TRAILER HEIGHT	6'10" (2.08 m)	6'10" (2.08 m)
BEAM	96" (244 cm)	96" (244 cm)
CHINE WIDTH	78.5" (199 cm)	78.5" (199 cm)
MAX. DEPTH	43.25" (110 cm)	43.25" (110 cm)
MAX. COCKPIT DEPTH	26.25" (67 cm)	26.25" (67 cm)
TRANSOM HEIGHT	25" (64 cm)	25" (64 cm)
DEADRISE	17°	17°
WEIGHT (BOAT ONLY)	1,700# (771 kg)	1,750# (794 kg)
MAX. WEIGHT CAPACITY	1,850# (839 kg)	1,850# (839 kg)
MAX. PEOPLE CAPACITY	8	8
MAX. HP CAPACITY	200	200
FUEL CAPACITY	37 gal. (140 L)	37 gal. (140 L)
ALUMINUM GAUGE BOTTOM	0.100"	0.100"

## I850 SPORTFISH SST





Learn more on page 3.

1850 SPORTFISH SST



Under-gunnel starboard storage w/ door and topside quick-access trays.



Stern casting deck w/ two pedestal seats extends w/ OB-only optional conversion bench.



In-floor locking rod/gear storage compartment available w/ optional rod rack/tube system.



Stern casting deck w/ four compartments, live-well and OB-only optional conversion bench.

# Super Hawk

MODEL > 1950

## KEY FEATURES

- > Innovative SureMount Gunnel system w/ accessory mounting brackets
- > Three bow storage compartments
- > Center in-floor locking rod/ski storage
- > Stern center livewell
- > Bow casting deck w/ one-hand conversion


## POPULAR OPTIONS

- > Stern conversion bench or jump seats
- > Removable ski pylon
- > Bow anchor locker system
- > Swim platform with ladder
- > Bow platform pad



Go to [www.crestliner.com](http://www.crestliner.com) for more on features and options.

X 1950  
Conversion bow closed



X 1950  
Conversion bow open



## FLOORPLANS & STORAGE

Livewell Storage Compartment Rod Storage

## AVAILABLE COLORS

Base Color / Accent Color


Mad Fish Graphics and Anglers Edge Graphics both available as special option.

## THE BIG 'UN.

Behold the largest model in the Super Hawk family. The 1950 is always ready to handle big water and provide big comfort for your crew. With this kind of power and handling, those big 'uns are just a cast away.

## SPECIFICATIONS

1950

OVERALL LENGTH	19'9" (6.02 m)
BOAT/MOTOR/TRAILER LENGTH	24'11" (7.59 m)
BOAT/MOTOR/TRAILER WIDTH	8'6" (2.59 m)
BOAT/MOTOR/TRAILER HEIGHT	7' (2.13 m)
BEAM	98" (249 cm)
CHINE WIDTH	85.5" (217 cm)
MAX. DEPTH	45" (114 cm)
MAX. COCKPIT DEPTH	26" (66 cm)
TRANSOM HEIGHT	25" (64 cm)
DEADRISE	18°
WEIGHT (BOAT ONLY)	1,836# (833 kg)
MAX. WEIGHT CAPACITY	2,000# (907 kg)
MAX. PEOPLE CAPACITY	9
MAX. HP CAPACITY	225
FUEL CAPACITY	40 gal. (151 L)
ALUMINUM GAUGE BOTTOM	0.125"

1950 SUPER HAWK







Learn more on page 3.

1950 SUPER HAWK



Open port storage (three tubes accommodate 8' rods) w/ convenient aft storage cubby.



Wraparound helm console includes space to mount all sizes of electronics.



In down position, the optional conversion stern bench reveals abundant space and storage.



Optional removable ski pylon. (Optional stern bench shown.)

# Super Hawk

MODELS > 1850 / 1750

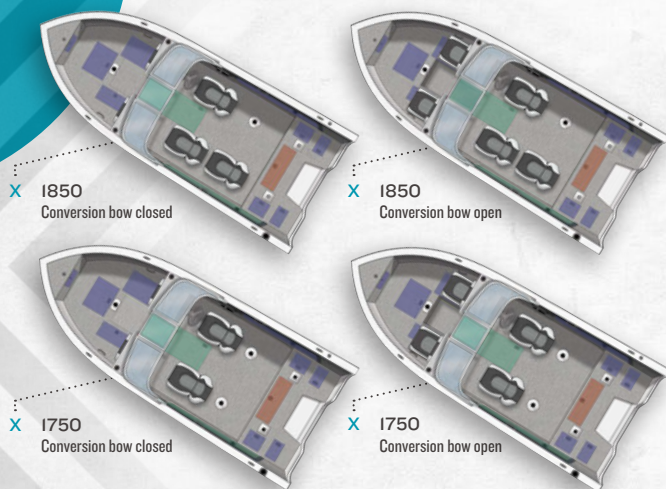
## KEY FEATURES

- > Innovative SureMount Gunnel system w/ accessory mounting brackets
- > Bow casting deck w/ one-hand conversion
- > Six total drink holders (two console, bow, stern each)
- > Ample storage
- > Vinyl-wrapped side panels w/ integrated under-gunnel storage, toe kick

## POPULAR OPTIONS

- > Stern conversion bench or jump seats
- > Under-gunnel blue LED lighting
- > Clarion® Stereo w/ wireless remote, Bluetooth™ connectivity
- > Rod rack system for center in-floor storage
- > Bow aerated 15-gal. livewell

Go to [www.crestliner.com](http://www.crestliner.com) for more on features and options.



## FLOORPLANS & STORAGE

■ Livewell   
 ■ Storage Compartment   
 ■ Rod Storage

## AVAILABLE COLORS

Base Color / Accent Color


Mad Fish Graphics and Anglers Edge Graphics both available as special option.

## REACH NEW WATERS.

Super Hawk has the power to take you new places and the fishing layout for serious catches. Feel complete confidence at the helm with this family of on-water partners.

## SPECIFICATIONS

	1850	1750
OVERALL LENGTH	18'9" (5.71 m)	17'9" (5.41 m)
BOAT/MOTOR/TRAILER LENGTH	22'7" (6.88 m)	20'9" (6.32 m)
BOAT/MOTOR/TRAILER WIDTH	8'6" (2.59 m)	8'6" (2.59 m)
BOAT/MOTOR/TRAILER HEIGHT	6'9" (2.06 m)	6'8" (2.03 m)
BEAM	94" (239 cm)	94" (239 cm)
CHINE WIDTH	78" (198 cm)	78" (198 cm)
MAX. DEPTH	42.25" (107 cm)	42.25" (107 cm)
MAX. COCKPIT DEPTH	25.25" (64 cm)	25.5" (65 cm)
TRANSOM HEIGHT	25" (64 cm)	25" (64 cm)
DEADRISE	17°	17°
WEIGHT (BOAT ONLY)	1,650# (748 kg)	1,450# (658 kg)
MAX. WEIGHT CAPACITY	1,800# (816 kg)	1,700# (771 kg)
MAX. PEOPLE CAPACITY	8	7
MAX. HP CAPACITY	200	175
FUEL CAPACITY	37 gal. (140 L)	28 gal. (106 L)
ALUMINUM GAUGE BOTTOM	0.100"	0.100"

1750 SUPER HAWK





Learn more on page 3.


1750 SUPER HAWK



The easy-to-use SureMount Gunnel system accepts accessory mounting brackets.



Optional removable full-bow platform pad creates a spacious forward lounge.



Easily access rods and watersports gear from center in-floor locking storage compartment.



Optional aft jump seats fold flat to create a broad casting deck.

# Super Hawk

MODEL > I650

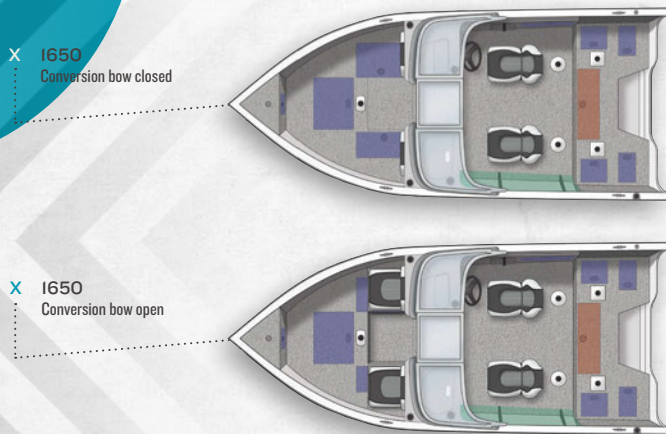
## KEY FEATURES

- > Only 16' boat in its league rated for 115-hp engine
- > Innovative SureMount Gunnel system w/ accessory mounting brackets
- > Port console w/ glove box, drink holder and recessed throw tray
- > Conversion bow casting platform w/ storage compartments
- > Aft casting platform w/ abundant storage

## POPULAR OPTIONS

- > Stern conversion bench or jump seats
- > 20" transom
- > Vinyl flooring
- > Bow anchor locker
- > Swim platform w/ ladder

Go to [www.crestliner.com](http://www.crestliner.com) for more on features and options.



## FLOORPLANS & STORAGE

■ Livewell
 ■ Storage Compartment
 ■ Rod Storage

## AVAILABLE COLORS

Base Color / Accent Color


Mad Fish Graphics and Anglers Edge Graphics both available as special option.

## FORGED TO FISH.

The trailerable I650 will surprise you with impressive power and capacity at 16 feet. At 115 horsepower, this Super Hawk boasts one of the highest engine-output ratings in the 16-foot aluminum deep-V market.

## SPECIFICATIONS

**1650**

OVERALL LENGTH	16'9" (5.10 m)
BOAT/MOTOR/TRAILER LENGTH	20' (6.10 m)
BOAT/MOTOR/TRAILER WIDTH	7'6" (2.29 m)
BOAT/MOTOR/TRAILER HEIGHT	6'7" (2.01 m)
BEAM	86.5" (220 cm)
CHINE WIDTH	72" (183 cm)
MAX. DEPTH	40.5" (103 cm)
MAX. COCKPIT DEPTH	23.5" (60 cm)
TRANSOM HEIGHT	25" (64 cm)
DEADRISE	12°
WEIGHT (BOAT ONLY)	1,230# (558 kg)
MAX. WEIGHT CAPACITY	1,500# (680 kg)
MAX. PEOPLE CAPACITY	6
MAX. HP CAPACITY	115
FUEL CAPACITY	20 gal. (75.7 L)
ALUMINUM GAUGE BOTTOM	0.090"

1650 SUPER HAWK





Learn more on page 3.

1650 SUPER HAWK



Starboard under-gunnel storage and quick-access rod rack system.



In-floor trolling motor battery storage compartment (24V system compatible).



Aerated 9-gal. stern livewell.



Open port rod storage accommodates up to five rods w/ 7' capacity.

# Commander

MODEL > 1850

## KEY FEATURES

- > Innovative SureMount Gunnel system w/ accessory mounting brackets
- > Port/starboard easy-access under-gunnel rod racks
- > Starboard aft cutting board w/ drain hole
- > Center locking in-floor rod locker
- > 18-gal. bow aerated livewell

## POPULAR OPTIONS

- > Ultra tough, all-welded windshield
- > Windshield wipers
- > Washdown system
- > Heavy-duty canvas for foul-weather readiness
- > Port and starboard side bench seating w/ storage

Go to [www.crestliner.com](http://www.crestliner.com) for more on features and options.

## A NEW BREED OF BOAT.

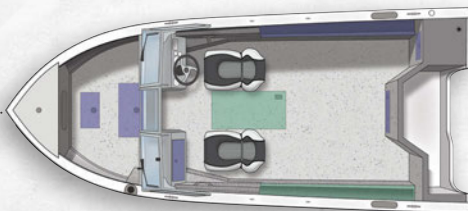
The roomy 1850 Commander is in a class of its own. With a deep cockpit, high transom and dependable build, you and your crew will stay dry on the chase.

## SPECIFICATIONS

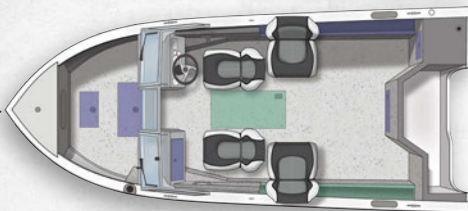
	1850
OVERALL LENGTH	18'8" (5.68 m)
BOAT/MOTOR/TRAILER LENGTH	21'6" (6.55 m)
BOAT/MOTOR/TRAILER WIDTH	8'6" (2.59 m)
BOAT/MOTOR/TRAILER HEIGHT	7'4" (2.34 m)
BEAM	94" (239 cm)
CHINE WIDTH	78" (198 cm)
MAX. DEPTH	44" (112 cm)
MAX. COCKPIT DEPTH	30" (76 cm)
TRANSOM HEIGHT	25" (64 cm)
DEADRISE	17°
WEIGHT (BOAT ONLY)	1,565# (710 kg)
MAX. WEIGHT CAPACITY	2,101# (953 kg)
MAX. PEOPLE CAPACITY	6
MAX. HP CAPACITY	150
FUEL CAPACITY	33 gal. (125 L)
ALUMINUM GAUGE BOTTOM	0.125"

Commander

X 1850



X 1850  
With optional inward-facing seats



## FLOORPLANS & STORAGE

Livewell Storage Compartment Rod Storage

## AVAILABLE COLORS

Base Color / Accent Color

		Silver Metallic   Black Metallic			Silver Metallic   Red Flame Metallic
		Silver Metallic   Blue Flame Metallic			Silver Metallic   Storm Blue Metallic
		Silver Metallic   Charcoal Metallic			

Mad Fish Graphics available as special option.

1850 COMMANDER





Learn more on page 3.


1850 COMMANDER



Optional, ultra-tough, all-welded windshield w/ optional wipers.



Optional stern jump seats maximize cockpit space, allowing for expanded casting area.



The in-floor storage compartment includes a rod rack accommodating five 7' rods.



Optional seating configuration adds two inward-facing folding cockpit seats.

# Raptor

MODEL > 2050

## KEY FEATURES

- > Innovative SureMount Gunnel system w/ accessory mounting brackets
- > Wrap-around console fits multiple electronic components
- > Ten-tube lighted center rod locker (five 7'6" tubes; five 7' tubes)
- > Bow and stern aerated livewells (stern: lit, divided and recirculating)
- > Large, open cockpit design

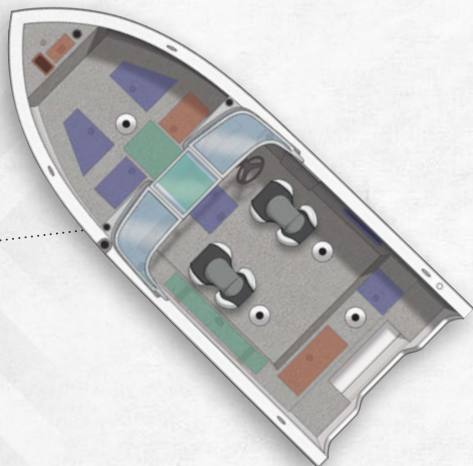
## POPULAR OPTIONS

- > Conversion stern bench w/ port and starboard storage
- > Snap-in carpet
- > Washdown system
- > Stern platform extension w/ starboard storage
- > Custom travel cover w/ J-Hook snapless design



Go to [www.crestliner.com](http://www.crestliner.com) for more on features and options.

X 2050  
WT



## FLOORPLANS & STORAGE

Livewell
  Storage Compartment
  Rod Storage

## AVAILABLE COLORS

Base Color / Accent Color

	Pebble   Black Metallic		Pebble   Storm Blue Metallic
	Pebble   Blue Flame Metallic		Silver Metallic   Black Metallic
	Pebble   Charcoal Metallic		Silver Metallic   Blue Flame Metallic
	Pebble   Pebble		Silver Metallic   Charcoal Metallic
	Pebble   Red Flame Metallic		Silver Metallic   Red Flame Metallic
	Pebble   Silver Metallic		Silver Metallic   Storm Blue Metallic

Mad Fish Graphics and Anglers Edge Graphics both available as special option.

## DOMINATE THE LAKE.

In tournament fishing, there are no excuses. That's why the 2050 Raptor is equipped with competition-grade features, supreme stability and top performance, peaking at 300 horsepower.

## SPECIFICATIONS

2050

OVERALL LENGTH	20'2" (6.15 m)
BOAT/MOTOR/TRAILER LENGTH	23' (7.01 m)
BOAT/MOTOR/TRAILER WIDTH	8'6" (2.59 m)
BOAT/MOTOR/TRAILER HEIGHT	7'3" (2.21 m)
BEAM	100.5" (255 cm)
CHINE WIDTH	87" (221 cm)
MAX. DEPTH	41" (104 cm)
MAX. COCKPIT DEPTH	23" (58 cm)
TRANSOM HEIGHT	25" (64 cm)
DEADRISE	17°
WEIGHT (BOAT ONLY)	1,990# (903 kg)
MAX. WEIGHT CAPACITY	2,361# (1,071 kg)
MAX. PEOPLE CAPACITY	6
MAX. HP CAPACITY	300
FUEL CAPACITY	55 gal. (208 L)
ALUMINUM GAUGE BOTTOM	0.125"

2050 RAPTOR WT







Learn more on page 3.

NATIONAL PRO TEAM MEMBERS  
MIKE SORENSEN AND JASON DURHAM

2050 RAPTOR WT



The all-business bow w/ deep storage compartments and a 12-gal. aerated livewell.



Lockable drawers located beneath the helm and port consoles stow valuables securely.



Ten-tube center rod locker holds five 7'6" rods and five 7' rods.



Raised aft deck includes a 19-gal. aerated livewell and pedestal seat base.

# Raptor

MODELS > 1850 / 1750

## KEY FEATURES

- > Innovative SureMount Gunnel system w/ accessory mounting brackets
- > Bow trolling motor outlet w/ wiring harness (1850 also has stern outlet)
- > Ten-tube lighted center rod locker (five 7" tubes; five 7'6" tubes)
- > Bow and stern aerated livewells (stern: lit, divided and recirculating)
- > Bow aerated baitwell w/ throw tray

## POPULAR OPTIONS

- > Conversion stern bench
- > Vinyl flooring
- > Helm and passenger reclining seats w/ armrests
- > Washdown system
- > Swim platform w/ ladder

Go to [www.crestliner.com](http://www.crestliner.com) for more on features and options.



## FLOORPLANS & STORAGE

■ Livewell   
 ■ Storage Compartment   
 ■ Rod Storage

## AVAILABLE COLORS

Base Color / Accent Color


Mad Fish Graphics and Anglers Edge Graphics both available as special option.

## EQUIPPED FOR ANYTHING.

The toughest jobs require the right equipment. That's why we've decked out the 1850 and 1750 Raptor models with ample storage, tons of fishing features and passenger space galore.

## SPECIFICATIONS

	1850	1750
OVERALL LENGTH	18'8" (5.69 m)	17'8" (5.38 m)
BOAT/MOTOR/TRAILER LENGTH	21'10" (6.65 m)	21'2" (6.45 m)
BOAT/MOTOR/TRAILER WIDTH	8'6" (2.59 m)	8'6" (2.59 m)
BOAT/MOTOR/TRAILER HEIGHT	6'5" (1.96 m)	6'5" (1.96 m)
BEAM	96" (244 cm)	96" (244 cm)
CHINE WIDTH	79" (201 cm)	79" (201 cm)
MAX. DEPTH	41" (104 cm)	41" (104 cm)
MAX. COCKPIT DEPTH	24" (61 cm)	24" (61 cm)
TRANSOM HEIGHT	25" (64 cm)	25" (64 cm)
DEADRISE	17°	17°
WEIGHT (BOAT ONLY)	1,470# (667 kg)	1,400# (635 kg)
MAX. WEIGHT CAPACITY	1,625# (737 kg)	1,425# (646 kg)
MAX. PEOPLE CAPACITY	7	6
MAX. HP CAPACITY	200	150
FUEL CAPACITY	37 gal. (140 L)	32 gal. (121 L)
ALUMINUM GAUGE BOTTOM	0.100"	0.100"

1850 RAPTOR WT





Learn more on page 3.

PRO STAFF BRENTON HELL  
AND RYAN KALBERER

1750 RAPTOR SC



Well-equipped console accommodates two large graphs. Lockable drawer below.



Center lighted locking rod storage w/ five 7'6" rod tubes and five 7' rod tubes.



Roomy, storage-rich bow platform includes 12-gal. aerated livewell and 1.5-gal. baitwell.



Stern 19-gal. aerated livewell. Recirculating system standard on I850, optional on I750.

# Fish Hawk

MODEL > 1850 / 1750

## KEY FEATURES

- > Innovative SureMount Gunnel system w/ accessory mounting brackets
- > New design w/ increased cockpit and stern deck space
- > 12-gal. bow aerated livewell and 15-gal. stern aerated livewell w/ timer
- > Ten-tube lit center rod locker w/ reel pocket (five 7'6" tubes; five 7' tubes)
- > Console allows electronics above and beside dash

## POPULAR OPTIONS

- > 57" muskie livewell (1850)
- > Conversion stern bench w/ folding backrests
- > Space for a kicker motor
- > Stern livewell system upgrade includes recirculator and light
- > Pro fishing seats

Go to [www.crestliner.com](http://www.crestliner.com) for more on features and options.



## FLOORPLANS & STORAGE

■ Livewell
 ■ Storage Compartment
 ■ Rod Storage

## AVAILABLE COLORS

Base Color / Accent Color


Mad Fish Graphics and Anglers Edge Graphics both available as special option.

## NO JOKE.

The 1850 and 1750 Fish Hawks mean business. Take advantage of the prime casting platform, expansive cockpit and roomy livewells and you'll know we're not kidding around.

## SPECIFICATIONS

	1850	1750
OVERALL LENGTH	18'6" (5.63 m)	17'6" (5.33 m)
BOAT/MOTOR/TRAILER LENGTH	21'5" (6.53 m)	21'1" (6.43 m)
BOAT/MOTOR/TRAILER WIDTH	8'6" (2.59 m)	8'6" (2.59 m)
BOAT/MOTOR/TRAILER HEIGHT	6'5" (1.96 m)	6'5" (1.96 m)
BEAM	95.5" (243 cm)	95" (241 cm)
CHINE WIDTH	78" (198 cm)	78" (198 cm)
MAX. DEPTH	35" (89 cm)	35" (89 cm)
MAX. COCKPIT DEPTH	22.5" (57 cm)	22" (56 cm)
TRANSOM HEIGHT	25" (64 cm)	25" (64 cm)
DEADRISE	12°	12°
WEIGHT (BOAT ONLY)	1,500# (680 kg)	1,480# (671 kg)
MAX. WEIGHT CAPACITY	1,600# (726 kg)	1,550# (703 kg)
MAX. PEOPLE CAPACITY	6	6
MAX. HP CAPACITY	150	115
FUEL CAPACITY	32 gal. (121 L)	27 gal. (102 L)
ALUMINUM GAUGE BOTTOM	0.100"	0.100"

## 1850 FISH HAWK WT





Learn more on page 3.

PRO STAFF MATT BREUER AND  
CASS LAKE GUIDE BRIAN JONES

1750 FISH HAWK SC



Spacious bow features ample storage and 12-gal. livewell.



The new SureMount Downrigger Bracket mounts securely to enhance your deep-water fishing.



Walkthrough windshield w/ dual consoles separates roomy bow and cockpit.



The 57" muskie livewell option to keep your trophy catch fresh and revived. (1850)

# Fish Hawk

MODEL > 1650

## KEY FEATURES


- > Innovative SureMount Gunnel system w/ accessory mounting brackets
- > **NEW!** 10-tube lit center rod locker w/ reel pocket (five 7" tubes; five 6.9" tubes)
- > Stern 15-gal. aerated livewell w/ timer and divider
- > **NEW!** Lowrance® Elite 3x Color Fishfinder
- > MotorGuide® X3 45/50" I2V trolling motor

## POPULAR OPTIONS


- > Conversion stern bench
- > Vinyl flooring
- > 25" transom
- > Locking storage drawers
- > Bow cargo netting (port and starboard)

Go to [www.crestliner.com](http://www.crestliner.com) for more on features and options.


X 1650 WT



X 1650 DC



X 1650 SC



## FLOORPLANS & STORAGE

Livewell
  Storage Compartment
  Rod Storage

## AVAILABLE COLORS

Base Color / Accent Color


Mad Fish Graphics available as special option.

## FOREVER STRONG.

Hit the water strong with the I650 Fish Hawk. The Lowrance® Elite 3x Color Fishfinder and MotorGuide® X3 45/50" I2V trolling motor equip you and your fishing buddies with all you need to succeed.

**NEW**

## SPECIFICATIONS

**1650**

OVERALL LENGTH	16'9" (5.11 m)
BOAT/MOTOR/TRAILER LENGTH	20'10" (6.35 m)
BOAT/MOTOR/TRAILER WIDTH	7'6" (2.29 m)
BOAT/MOTOR/TRAILER HEIGHT	5'11" (1.80 m)
BEAM	86.5" (220 cm)
CHINE WIDTH	72" (183 cm)
MAX. DEPTH	39" (99 cm)
MAX. COCKPIT DEPTH	24" (61 cm)
TRANSOM HEIGHT	20" (51 cm)
DEADRISE	12°
WEIGHT (BOAT ONLY)	1,050# (476 kg)
MAX. WEIGHT CAPACITY	1,450# (658 kg)
MAX. PEOPLE CAPACITY	6
MAX. HP CAPACITY	90
FUEL CAPACITY	19 gal. (72 L)
ALUMINUM GAUGE BOTTOM	0.090"


**I650 FISH HAWK SC**





Learn more on page 3.

1650 FISH HAWK WT



Portside, quick-access rod storage maximizes the roomy cockpit with space for five rods up to 9'.



Improved bow storage offers expanded compartments with deeper and longer storage space.



An optional conversion stern bench welcomes more passengers to the outing.



Center rod locker with reel pockets holds five 7' and five 6'9" rods.

# Fish Hawk

MODEL > 1600

## KEY FEATURES

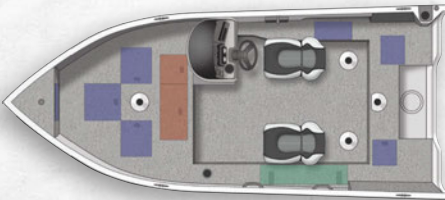
- > Innovative SureMount Gunnel system w/ accessory mounting brackets
- > Bow casting platform w/ storage compartments
- > Bow 19-gal. aerated livewell w/ timer and baitbag
- > **NEW!** Lowrance® Elite 3x Color Fishfinder
- > Lockable port rod compartment fits 7' rods

## POPULAR OPTIONS

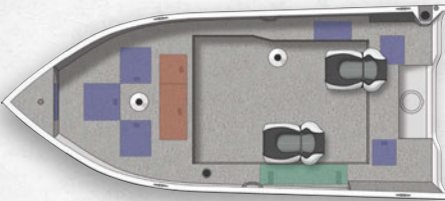
- > Bow cargo netting (port and starboard)
- > Pro fishing seats
- > Stern trolling motor outlet w/ wiring harness
- > Custom travel cover w/ J-Hook snapless design
- > Vinyl flooring

Go to [www.crestliner.com](http://www.crestliner.com) for more on features and options.

X 1600 SC



X 1600 Tiller



## FLOORPLANS & STORAGE

Livewell
  Storage Compartment
  Rod Storage

## AVAILABLE COLORS

Base Color / Accent Color

		Silver Metallic   Black Metallic			Silver Metallic   Red Flame Metallic
		Silver Metallic   Blue Flame Metallic			Silver Metallic   Storm Blue Metallic
		Silver Metallic   Charcoal Metallic			

Mad Fish Graphics both available as special option.

## PROVEN AND PROUD.

Between the expansive bow casting platform and big-time storage, the Fish Hawk 1600 packs legit game. Nail your next catch with proven features that are as at home on the water as you are.

## SPECIFICATIONS

	1600 SC	1600 Tiller
OVERALL LENGTH	16' (4.88 m)	16' (4.88 m)
BOAT/MOTOR/TRAILER LENGTH	19'7" (5.97 m)	19'7" (5.97 m)
BOAT/MOTOR/TRAILER WIDTH	7'6" (2.29 m)	7'6" (2.29 m)
BOAT/MOTOR/TRAILER HEIGHT	5'9" (1.75 m)	5'9" (1.75 m)
BEAM	87" (221 cm)	87" (221 cm)
CHINE WIDTH	71" (180 cm)	71" (180 cm)
MAX. DEPTH	35" (89 cm)	35" (89 cm)
MAX. COCKPIT DEPTH	24" (61 cm)	24" (61 cm)
TRANSOM HEIGHT	20" (51 cm)	20" (51 cm)
DEADRISE	12°	12°
WEIGHT (BOAT ONLY)	830# (376 kg)	830# (376 kg)
MAX. WEIGHT CAPACITY	1,200# (544 kg)	1,200# (544 kg)
MAX. PEOPLE CAPACITY	5	5
MAX. HP CAPACITY	75	60
FUEL CAPACITY	21 gal. (79 L)	21 gal. (79 L)
ALUMINUM GAUGE BOTTOM	0.090"	0.090"

1600 FISH HAWK SC







Learn more on page 3.

1600 FISH HAWK SC



Bow casting platform loaded w/ in-floor storage includes a 19-gal. aerated livewell.



The fully loaded helm station comes standard with a Lowrance® Elite 3x Color Locator.



Roomy cockpit and stern platform w/ storage.



Convenient starboard storage compartments keep gear in the right place.

# Pro Tiller

MODELS > 1850 / 1750 / 1650

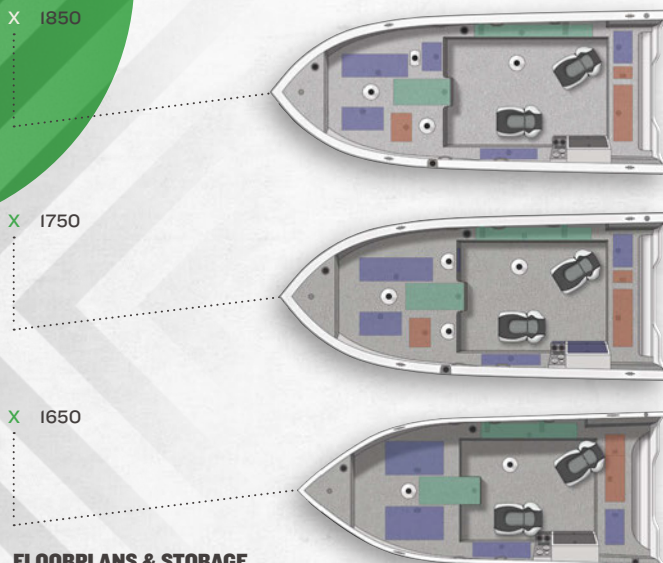
## KEY FEATURES

- > Innovative SureMount Gunnel system w/ accessory mounting brackets
- > **NEW!** Ten-tube lit center rod locker w/ reel pocket
- > **NEW!** Feature-filled locking command console w/ space for large electronics
- > **NEW!** Longer and wider cockpit maximizes space
- > Stern 15-gal. and bow 12-gal. aerated livewells w/ 2.75-gal. stern baitwell (1750, 1850)

## POPULAR OPTIONS

- > Stern livewell system upgrade includes recirculator, light and timer (1750, 1850)
- > Jensen® stereo w/ two speakers
- > Pro fishing seats
- > 1.5-gal. bow baitwell
- > Custom travel cover w/J-Hook snapless design

Go to [www.crestliner.com](http://www.crestliner.com) for more on features and options.



## FLOORPLANS & STORAGE

■ Livewell   
 ■ Storage Compartment   
 ■ Rod Storage

## AVAILABLE COLORS

Base Color / Accent Color


Mad Fish Graphics available as special option. Anglers Edge Graphics available as option for 1850/1750 only.

## THE DEFINITION OF A PRO.

There's a reason we called it the "Pro." Built around the driver, this tiller series' intuitive layout positions storage, livewells and total control within easy reach.

	NEW	NEW	NEW
SPECIFICATIONS	1850	1750	1650
OVERALL LENGTH	18'6" (5.64 m)	17'6" (5.33 m)	16'10" (5.13 m)
BOAT/MOTOR/TRAILER LENGTH	22'4" (6.81 m)	21'2" (6.45 m)	20'9" (6.32 m)
BOAT/MOTOR/TRAILER WIDTH	8'6" (2.59 m)	8'6" (2.59 m)	7'6" (2.29 m)
BOAT/MOTOR/TRAILER HEIGHT	5'10" (1.78 m)	5'10" (1.78 m)	5'10" (1.78 m)
BEAM	94" (239cm)	94" (239 cm)	86.5" (220 cm)
CHINE WIDTH	78" (198 cm)	78" (198 cm)	72" (183 cm)
MAX. DEPTH	41" (104 cm)	40" (102 cm)	36" (91 cm)
MAX. COCKPIT DEPTH	22" (56 cm)	22" (56 cm)	22" (56 cm)
TRANSOM HEIGHT	25" (64 cm)	25" (64 cm)	20" (51 cm)
DEADRISE	12°	12°	12°
WEIGHT (BOAT ONLY)	1,375# (624 kg)	1,275# (578 kg)	1,085# (492 kg)
MAX. WEIGHT CAPACITY	1,650# (749 kg)	1,600# (726 kg)	1,400# (635 kg)
MAX. PEOPLE CAPACITY	6	6	6
MAX. HP CAPACITY	90	90	75
FUEL CAPACITY	32 gal. (122 L)	27 gal. (102 L)	20 gal. (76 L)
ALUMINUM GAUGE BOTTOM	0.100"	0.100"	0.090"

1650 PRO TILLER





Learn more on page 3.

NATIONAL PRO TEAM JASON DURHAM

1850 PRO TILLER



1750 PRO TILLER



The Pro Tiller's spacious, intuitive layout makes for premium performance.

The Command Console puts electronics, tackle storage, drawers and drink holders within the driver's reach.

A stern 15-gal. livewell is easily accessible. Baitwell standard on 1750 and 1850.

Lockable rod storage gives quick access to rods up to 8' on the 1650 & 1750 and 9' on the 1850.

# Vision

MODEL > I600

## KEY FEATURES

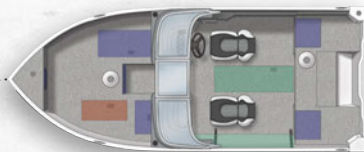
- > Innovative SureMount Gunnel system w/ accessory mounting brackets
- > Aerated 14-gal. bow livewell
- > Center in-floor locking rod storage fits five 9' rods
- > Bow & stern casting platforms w/ storage
- > Fiberglass reinforced console w/ fishing features & full gauge package

## POPULAR OPTIONS


- > Fish or Sport Package
- > Port console
- > Walkthrough windshield
- > Custom travel cover w/ J-Hook snapless design
- > Jump seats

Go to [www.crestliner.com](http://www.crestliner.com) for more on features and options.


X I600 WT



X I600 DC



X I600 SC



## FLOORPLANS & STORAGE

Livewell
  Storage Compartment
  Rod Storage

## AVAILABLE COLORS

Base Color / Accent Color

		Pebble   Red Flame Metallic			Silver Metallic   Black Metallic
		Pebble   Silver Metallic			Silver Metallic   Blue Flame Metallic

## GOT YOUR BACK.

The revolutionary, all-new I600 Vision is an affordable deep-V boat with the versatility to deck you out for any adventure. Bring the kids, or fish with your friends. The Vision's Fish and Sport Packages have your back.

## SPECIFICATIONS

**I600**

OVERALL LENGTH	16'4" (5.00 m)
BOAT/MOTOR/TRAILER LENGTH	20'0" (6.10 m)
BOAT/MOTOR/TRAILER WIDTH	7'6" (2.29 m)
BOAT/MOTOR/TRAILER HEIGHT	5'11" (1.80 m)
BEAM	81" (206 cm)
CHINE WIDTH	67" (170 cm)
MAX. DEPTH	37.75" (96 cm)
MAX. COCKPIT DEPTH	24" (61 cm)
TRANSOM HEIGHT	20" (51 cm)
DEADRISE	10°
WEIGHT (BOAT ONLY)	935# (424 kg)
MAX. WEIGHT CAPACITY	1,300# (590 kg)
MAX. PEOPLE CAPACITY	5
MAX. HP CAPACITY	60
FUEL CAPACITY (PORTABLE)	12 gal. (45.4 L)
ALUMINUM GAUGE BOTTOM	0.100"

I600 VISION WT





**CRESTLINER**  
**LIFETIME**  
 EXCLUSIVE WARRANTY

Learn more on page 3.

**1600 VISION SC**



**1600 VISION DC**

Versatile for any activity, durable to get the toughest jobs done.



Optional stern jump seats maximize cockpit, adding seating without losing storage.



Lockable in-floor rod storage holds five 9' rods.



Cockpit can be configured as a side console, dual console or walkthrough windshield.

# Kodiak

MODELS > 18 / 16 / 14

## KEY FEATURES

- > Innovative SureMount Gunnel system w/ accessory mounting brackets
- > Heavy-duty aluminum hull bottom now standard at .100" gauge
- > Bow aerated livewell (14 & 16: 11 gal.; 18: 22 gal.)
- > Three bow storage compartments
- > In-floor storage compartment (14, 16)

## POPULAR OPTIONS

- > Side Console and Tiller configurations available
- > Bow cargo netting
- > Gauge package (side console)
- > Battery chargers
- > Custom travel cover w/ J-Hook snapless design



Go to [www.crestliner.com](http://www.crestliner.com) for more on features and options.

## CAST A LEGACY.

In the ultra-rugged Kodiak, nothing can stop you. The Kodiak's serious deep-V hull, made with heavy-duty 0.100" gauge aluminum, commands that water bends to your will.

## SPECIFICATIONS

	18	16	14
OVERALL LENGTH	18' (5.48 m)	16'6" (5.03 m)	14'9" (4.49 m)
BOAT/MOTOR/TRAILER LENGTH	21'2" (6.45 m)	20'10" (6.35 m)	19'5" (5.92 m)
BOAT/MOTOR/TRAILER WIDTH	7' (2.13 m)	6'4" (1.93 m)	6'4" (1.93 m)
BOAT/MOTOR/TRAILER HEIGHT	5'9" (1.75 m)	5'9" (1.75 m)	5'9" (1.75 m)
BEAM	78" (198 cm)	75.5" (192 cm)	75.5" (192 cm)
CHINE WIDTH	60" (152 cm)	58" (147 cm)	58" (147 cm)
MAX. DEPTH	36" (91 cm)	33.5" (85 cm)	33.5" (85 cm)
MAX. COCKPIT DEPTH	21.5" (55 cm)	22" (56 cm)	22" (56 cm)
TRANSOM HEIGHT	20" (51 cm)	20" (51 cm)	20" (51 cm)
DEADRISE	10°	6°	6°
WEIGHT, LBS (BOAT ONLY)	920 SC/820 Tiller	821 SC/721 Tiller	700 SC/600 Tiller
WEIGHT, KG (BOAT ONLY)	417 SC/372 Tiller	372 SC/327 Tiller	318 SC/272 Tiller
MAX. WEIGHT CAPACITY	1,375# (624 kg)	1,250# (567 kg)	1,080# (490 kg)
MAX. PEOPLE / HP CAPACITY	6 / 75 SC/70 Tiller	5 / 60	4 / 40
FUEL CAPACITY	19 gal. (72 L)	Portable	Portable
ALUMINUM GAUGE BOTTOM	0.100"	0.100"	0.100"



## FLOORPLANS & STORAGE

■ Livewell
 ■ Storage Compartment
 ■ Rod Storage

## AVAILABLE COLORS

Base Color / Accent Color

	Pebble   Pebble		Pebble   Storm Blue Metallic*
	Storm Blue Metallic   Storm Blue Metallic		Silver Metallic   Black Metallic*
	Silver Metallic   Silver Metallic		Silver Metallic   Blue Flame Metallic*
	Pebble   Black Metallic*		Silver Metallic   Charcoal Metallic*
	Pebble   Blue Flame Metallic*		Silver Metallic   Red Flame Metallic*
	Pebble   Charcoal Metallic*		Silver Metallic   Storm Blue Metallic*
	Pebble   Red Flame Metallic*		Olive Drab   Olive Drab*
	Pebble   Silver Metallic*		

Olive Drab includes Mossy Oak Shadowgrass upholstery and tan vinyl flooring & console. \* = Optional colors

34 [crestliner.com](http://crestliner.com)

## 18 KODIAK SC



**HEAVY-DUTY**  
EDITION

0.100" ALUMINUM GAUGE HULL  
BOTTOM NOW STANDARD!



**CRESTLINER**  
**LIFETIME**  
EXCLUSIVE WARRANTY

Learn more on page 3.

**16 & 14 KODIAK SC**



Ergonomic helm w/ curved windscreen, toggle switches and optional analog gauges.



A storage cubby in the forward deck is perfect for small, commonly used gear such as dock lines.



Five rods tuck away securely in the portside rack. (18 Kodiak only.)



Ample bow storage, livewell and trolling-motor battery compartment.

# Sportsman

MODELS > 1650 / 1450 / 1250


## KEY FEATURES

- > Lightweight and affordable
- > Designated fuel tank and battery storage platforms
- > Standard stern cleats
- > .090" gauge aluminum hull
- > Storage in midship bench (1450, 1650)

## POPULAR OPTIONS

- > Flat floor w/ walkthrough seats (1450, 1650)
- > Platform w/ storage and pedestal seat base (above option required)
- > Side Console w/ windscreen (1450, 1650)
- > Deluxe seats
- > Oarlocks

Go to [www.crestliner.com](http://www.crestliner.com) for more on features and options.



## FLOORPLANS & STORAGE

Livewell
  Storage Compartment
  Rod Storage

## AVAILABLE COLORS

Base Color / Accent Color

		Silver Metallic   Silver Metallic			Silver Metallic   Red Flame Metallic*
		Silver Metallic   Black Metallic*			Silver Metallic   Storm Blue Metallic*
		Silver Metallic   Blue Flame Metallic*			Silver Metallic   White*
		Silver Metallic   Charcoal Metallic*			

\* = Optional colors

## A COURSE STRAIGHT AND TRUE.

Take on the early mornings with a serious athlete. The Sportsmans' impressive durability means hauling power that doesn't quit on the job.

## SPECIFICATIONS

	1650	1450	1250
OVERALL LENGTH	16'4" (4.98 m)	14'4" (4.37 m)	12'2" (3.71 m)
BOAT/MOTOR/TRAILER LENGTH	19'4" (5.89 m)	18'8" (5.69 m)	18' (5.48 m)
BOAT/MOTOR/TRAILER WIDTH	6'8" (2.03 m)	6'8" (2.03 m)	6' (1.82 m)
BOAT/MOTOR/TRAILER HEIGHT	5'6" (1.67 m)	5'6" (1.67 m)	5'6" (1.67 m)
BEAM	72" (183 cm)	70" (179 cm)	60.5" (154 cm)
CHINE WIDTH	59.5" (151 cm)	57" (145 cm)	48" (122 cm)
MAX. DEPTH	29" (74 cm)	29" (74 cm)	24" (60 cm)
TRANSOM HEIGHT	20" (51 cm)	20" (51 cm)	15" (38 cm)
DEADRISE	3.5°	3.5°	3.5°
WEIGHT (BOAT ONLY)	400# (181 kg)	375# (170 kg)	270# (123 kg)
MAX. WEIGHT CAPACITY	1,264# (573 kg)	1,050# (476 kg)	657# (298 kg)
MAX. PEOPLE CAPACITY	6	5	3
MAX. HP CAPACITY	30	30	20
FUEL CAPACITY	Portable	Portable	Portable
ALUMINUM GAUGE BOTTOM	0.090"	0.090"	0.090"

1450 SPORTSMAN WT W/ FLAT FLOOR



Designated fuel tank and battery storage platform located to aft port. Optional deluxe fishing seat w/ pedestal for bow platform, side console and flat floor (side console and flat floor for 1450 & 1650). Optional flat floor w/ walkthrough seats and optional under-seat storage (1450 & 1650).



## RUGGED FOR LIFE.

The CRV Series delivers durability that lasts, for less. With a range of sizes and ease of use, the CRV lineup is a great value on the ultimate utility boat.

# CRV

MODELS > 1667 / 1467 / 1457 / 1257

### SPECIFICATIONS

	<b>NEW</b>	<b>NEW</b>	<b>NEW</b>	<b>NEW</b>
	1667	1467	1457	1257
OVERALL LENGTH	16' (4.88 m)	13'11" (4.24 m)	14'1" (4.29 m)	12'1" (3.68 m)
BEAM	67" (170 cm)	67" (170 cm)	57" (145 cm)	57" (145 cm)
TRANSOM HEIGHT	15" (38 cm)	15" (38 cm)	15" (38 cm)	15" (38 cm)
WEIGHT (BOAT ONLY)	295# (134 kg)	271# (123 kg)	147# (67 kg)	110# (50 kg)
MAX. WEIGHT CAPACITY	1,100# (499 kg)	1,010# (458 kg)	734# (333 kg)	585# (266 kg)
MAX. PEOPLE CAPACITY	5	5	4	3
MAX. HP CAPACITY	30	20	15	10
FUEL CAPACITY	Portable	Portable	Portable	Portable
ALUMINUM GAUGE BOTTOM	0.072"	0.064"	0.050"	0.050"
NUMBER OF RIBS	14	12	7	7

### CRV




Get front and center of the action with two roomy bow bench seats. Stern split bench seats make for easy access to the engine and allow for maneuverability from bow to stern (1467 & 1667). Pull in and push off with ease thanks to sturdy, built-in bow aluminum handles.

X 1667

X 1467

X 1457

X 1257



### AVAILABLE COLORS

Aluminum Black

# Features & Options


Below are just some of the features and options available to tailor your Crestliner to your personal style of boating and fishing. For more information please visit [www.crestliner.com](http://www.crestliner.com)  
 \*Not all features are available on all boats.



**SUREMOUNT GUNNEL SYSTEM** Includes removable SureMount accessory mounting brackets that slide your favorite accessories along the gunnel for perfect placement.



**NEW! SUREMOUNT DOWNRIGGER BRACKET** Fits the SureMount Gunnel system for easy mounting and enhances your deep-water fishing game.



**ANCHOR LOCKER** An innovative feature, the optional anchor system occupies a forward bulkhead and includes a Danforth® anchor, bollard, anchor roller and tie-off cleat.



**SNAP-IN CARPET** For extra comfort underfoot, add Snap-In Carpet runners, custom-fitted to your Crestliner. Available for models with vinyl flooring.



**BOW PLATFORM PAD** The Bow Platform Pad with bolsters creates a spacious lounge area and cushioned sundeck atop the bow platform.



**BUTT SEAT** Crestliner's Butt Seat gives fishermen a sturdy spot to sit or lean against (when rotated 180 degrees).



**NEW! DELUXE SEAT** The Deluxe Seat is extra wide for added comfort. The cushioned backrest conveniently folds down.



**NEW! PRO SEAT** Fishermen on longer treks will appreciate the additional support of the high-backed Pro-Style Seats.



**RECLINING CAPTAIN'S CHAIR** Dual armrests and supple cushioning make the Reclining Captain's Chair a popular choice among anglers who value comfort.

**NEW! SUREMOUNT ACCESSORIES** Attach and slide along SureMount Gunnel system for perfect placement.



**TOOL HOLDER**



**ACCESSORY BAG**



**TACKLE BAG**



**DRINK HOLDER**



**CUTTING STATION**



**FENDER HOLDER**



**REMOVABLE SKI PYLON** All types of watersports are in reach with the optional Ski Pylon. (Available on Sportfish, Super Hawk and Vision.)



**NEW! TURBOSWING®** Pull thrill-seekers with the TurboSwing tow bar and EZpully™. Available on Fish Hawk and Raptor (excluding 2050).



**WASHDOWN SYSTEM** Easily hose down your Crestliner after a tough day of fishing with the heavy-duty Washdown System.




**MAD FISH GRAPHICS** Show your Team Crestliner love while showing the competition that you mean business with ferocious Mad Fish Graphics.



**ANGLER'S EDGE WRAP** The Angler's Edge Wrap has a dynamic look that says serious fishing.



**NEW! J-HOOK HAMMOCK** Relax with the innovative J-Hook Hammock with a pillow pocket. Available on Sportfish and Super Hawk (excluding I650).



**TRAVEL COVER WITH J-HOOK** The snug, custom-cut travel cover attaches securely to extruded gunnels with easy on/off snapless J-Hooks.



Options vary depending on model.

**FULL CANVAS** Available options include side curtains, aft curtain, sun top, Bimini top and tonneau cover. Covers attach securely to extruded gunnels thanks to Crestliner's easy on/off snapless J-Hooks. (Full Canvas should never be used when engine is running.)

# Features & Options

These are just some of the features and options available. Please see the Crestliner website and your local dealer for more information. Some features/options may change based on layout.

## 2015 BOAT LINEUP

	2150 SPORTFISH	1950 SPORTFISH	1850 SPORTFISH	1950 SUPER HAWK	1850 SUPER HAWK	1750 SUPER HAWK	1650 SUPER HAWK	1850 COMMANDER
<b>CONSOLE</b>								
Console Configurations Offered	WT	WT	WT	WT	WT	WT	WT	WT
<b>SEATING</b>								
Deluxe Fishing Seats	—	—	—	4	3	2	2	2
Pro Seats	4	4	4	0	0	0	0	0
Optional Seating	BT/PP/RC	BT/PP/RC	BT/PP/RC	BT/PP/RC	BT/PP/RC	BT/PP/RC	BT/PP	PP/RC
Conversion Bow / Bow Platform Pad	●/0	●/0	●/0	●/0	●/0	●/0	●/0	—/—
Conversion Bench / Jump Seats	—(OB) / ●(OB)*	0(OB) / 0(OB)*	0(OB) / 0(OB)*	0/0	0/0	0/0	0/0	—/0
<b>STORAGE</b>								
Bow Cargo Netting	—	—	—	0	0	0	0	0
Lockable Under Console Storage Drawers (Port / Starboard)	—/0	—/0	—/0	—/0	—/0	—/0	—/—	—/—
Storage Compartment(s)	●L	●L	●L	●L	●L	●L	●L	●L
Rod Storage Compartment(s)	●L	●L	●L	●L	●L	●L	—	●L
Livewell	A R	A R	A R	A	A	A	A	A
Baitwell (Bow / Stern)	—/—	—/—	—/—	—/—	—/—	—/—	—/—	—/—
<b>STEERING</b>								
No Feedback Steering	—	●(OB)	●(OB)	●	●	●	●	●
Hydraulic Steering (recommended with 150-hp or more)	●	0(●SST)	0(●SST)	0	0	0	0	0
Tilt Steering / Helm Seat Slider	●/●	●/●	●/●	0/●	0/●	0/●	0/0	0/0
<b>ELECTRONICS</b>								
Bilge Pump	●	●	●	●	●	●	●	●
Battery Charger	0	0	0	0	0	0	0	0
Clarion® Stereo	0	0	0	0	0	0	0	0
Jensen® Stereo	●	●	●	●	●	●	0	0
Depth Finder (Console / Bow)	0/0	0/0	0/0	0/0	0/0	0/0	0/0	0/0
<b>ANCILLARY POWER</b>								
Kicker Outboard	0	0	0	0	0	0	—	0
Bow Trolling Motor	0	0	0	0	0	0	0	0
<b>INTERIOR</b>								
Carpet	●	●	●	●	●	●	●	—
Vinyl Floor (Cockpit & Decks)	0	0	0	0	0	0	0	●
Vinyl Floor (Cockpit Only)	0	0	0	0	0	0	0	—
Snap-in Carpet	0	0	0	0	0	0	0	—
<b>CANVAS COVERS</b>								
J-Hook Travel Cover	0	0	0	0	0	0	0	0
Sun Top with Boot	0	0	0	0	0	0	0	0
Bimini Top	0	0	0	0	0	0	0	—
Aft Curtains	0	0	0	0	0	0	0	—
Side Curtains	0	0	0	0	0	0	0	0
Drop Curtain	—	—	—	—	—	—	—	0
Tonneau Cover	0	0	0	0	0	0	0	0
<b>MISCELLANEOUS</b>								
Port Console	●	●	●	●	●	●	●	●
Retractable Cleats	0	0	0	0	0	0	—	—
Washdown System	0	0	0	0	0	0	0	0
Swim Platform with Ladder / Boarding Ladder	●SST (OOb) / ●OB	●SST (OOb) / ●OB	●SST (OOb) / ●OB	0/●	0/●	0/●	0/●	—/0
Ski Pylon / TurboSwing® Tow	●SST (OOb) / —	●SST (OOb) / —	●SST (OOb) / —	0/—	0/—	0/—	0/—	—/—
Stainless Steel Rails (Bow / Stern)	●/—	●/—	●/—	—/—	—/—	—/—	—/—	0/—
SureMount Gunnel System	●	●	●	●	●	●	●	●

\* N/A for all SST

**LEGEND:** ● = Standard ○ = Optional – = Not Available

**CONSOLE:** DC = Dual Console SC = Side Console TL = Tiller WT = Walkthrough Windshield

**SEATING:** BT = Butt Seat with Pedestal PP = Power Pedestal RC = Reclining Captain's Chair Seat with Armrests and Slide

**STORAGE:** L = Lockable A = Aerated R = Standard Recirculating System ® = Optional Recirculating System

Every effort was made to ensure accuracy at press time. Crestliner assumes no responsibility for errors in type or in print.

2050 RAPTOR	1850 RAPTOR	1750 RAPTOR	1850 FISH HAWK	1750 FISH HAWK	1650 FISH HAWK	1600 FISH HAWK	1850 PRO TILLER	1750 PRO TILLER	1650 PRO TILLER	1600 VISION	18 KODIAK	16 KODIAK	14 KODIAK
WT	WT/SC/DC	WT/SC/DC	WT/SC/DC	WT/SC/DC	WT/SC/DC	SC/TL	TL	TL	TL	WT/SC/DC	SC/TL	SC/TL	SC/TL
–	–	–	2	2	2	2	2	2	2	2	2	2	2
2	2	2	0	0	0	0	0	0	0	–	0	0	0
BT/PP/RC	BT/PP/RC	BT/PP/RC	BT/PP	BT/PP	BT/PP	BT/PP	BT/PP	BT/PP	BT/PP	BT	BT/PP	BT/PP	BT/PP
–/–	–/–	–/–	–/–	–/–	–/–	–/–	–/–	–/–	–/–	–/0	–/–	–/–	–/–
0/–	0/–	0/–	0/–	0/–	0/–	0/–	–/–	–/–	–/–	–/0	–/–	–/–	–/–
●	●	○	○	○	○	○	○	○	○	○	○	○	○
●/●	○/●	○/●	–/○	–/○	○/○	–/–	●/–	●/–	●/–	–/–	–/–	–/–	–/–
●L	●L	●L	●L	●L	●	●	●	●	●	●	●	●	●
●L	●L	●L	●L	●L	●L	●L	●L	●L	●L	●L	●L	●	●
AR	AR	A®	A®	A®	A	A	A®	A®	A	A	A	A	A
●/–	●/–	●/–	○/–	○/–	○/–	–/–	○/●	○/●	○/●	–/–	–/–	–/–	–/–
–	●	●	●	●	●	●(n/a TL)	–	–	–	●	●(n/a TL)	●(n/a TL)	●(n/a TL)
●	○	○	○	○	○	–	–	–	–	–	–	–	–
●/●	●/●	●/●	○/●	○/●	○/○	–/–	–/–	–/–	–/–	–/–	–/–	–/–	–/–
●	●	●	●	●	●	●	●	●	●	●	●	●	●
○	○	○	○	○	○	○	○	○	○	○	○	○	○
●	○	○	○	○	○	–	–	–	–	–	–	–	–
–	○	○	○	○	○	–	○	○	○	○	–	–	–
○/○	○/○	○/○	○/○	○/○	●/○	●/○	○/○	○/○	○/○	○/○	○/○	○/○	○/○
○	○	○	○	○	–	–	○	–	–	–	–	–	–
○	○	○	○	○	●	●(OTL)	○	○	○	○	○	○	○
–	●	●	●	●	●	●	●	●	●	●	●	●	●
–	○	○	○	○	○	○	○	○	○	○	○	○	○
●	○	○	○	○	○	○	○	○	○	○	○	○	○
○	○	○	○	○	○	–	–	–	–	–	–	–	–
○	○	○	○	○	○	○	○	○	○	○	○	○	○
○	○WT	○WT	○WT	○WT	○WT	–	–	–	–	–	–	–	–
–	○	○	○	○	○	–	–	–	–	○	–	–	–
○	○WT	○WT	○WT	○WT	○WT	–	–	–	–	–	–	–	–
○	○WT	○WT	○WT	○WT	○WT	–	–	–	–	○	–	–	–
–	–	–	–	–	–	–	–	–	–	○	–	–	–
○	○WT	○WT	○WT	○WT	○WT	–	–	–	–	○	–	–	–
●	○	○	○	○	○	–	–	–	–	○	–	–	–
●	●	●	○	○	–	–	○	○	–	–	–	–	–
○	○	○	○	○	○	○	○	○	○	–	–	–	–
○/–	○/–	○/–	○/●	○/●	○/●	–/–	–/○	–/○	–/○	○/–	–/–	–/–	–/–
–/–	–/○	–/○	–/○	–/○	–/○	–/○	–/–	–/–	–/–	○/–	–/–	–/–	–/–
–/–	○/–	○/–	–/–	–/–	–/–	–/–	–/–	–/–	–/–	–/–	–/–	–/–	–/–
●	●	●	●	●	●	●	●	●	●	●	●	●	●

# Color Options

Below are the interior and exterior paint, carpet and vinyl color options available on the Crestliner models shown on pages 6–37. Not all color options are available on all boats.

\*Printed colors may vary from actual paint, carpet and vinyl.

## PAINT OPTIONS



Blue Flame Metallic




Charcoal Metallic




Silver Metallic




Red Flame Metallic



Storm Blue Metallic



Black Metallic



Pebble



Olive Drab (Kodiaks Only)

## CARPET SWATCHES




Gray Carpet



Tan Carpet

## VINYL FLOORING



Gray Vinyl



Tan Vinyl

## VINYL SEATING



Gray Vinyl



Tan Vinyl

# 2015

VT

TC

STORM

BAY

COAST EDITION

INTRUDER

RETRIEVER

OUTLOOK

CR JON





## SOME THINGS ARE JUST BUILT TO PERFORM.

Welded to stand the test of time: no leaks, no caught lines, no wood and no maintenance. Along with countless innovations seamlessly integrated into the design, there is no doubt where the finest boats on the water come from.



### MULTI X HULL

Crestliner Mod-V hulls utilize a multi-piece design with formed-in strakes built into the construction and extruded longitudinal ribs under the decking—producing superior strength, stability and durability.

### EXTRUDED FULL LENGTH KEEL

The backbone of every Mod-V, the extruded full-length keel is constructed using an interlocking tongue and groove seam construction system—creating a smooth ride that proves there isn't a boat designed with more precision or durability in mind.

### WELDING PROCESS

Crestliner employs handcrafted, continuously welded seams on hulls for incredible strength, durability and a watertight fit.





## INCREDIBLE STRUCTURAL INTEGRITY

Underneath the floor of a Crestliner is an intricate stringer foundation that supports every inch of the boat, ensuring a safe, smooth ride.

## WOOD-FREE CONSTRUCTION

From rugged transoms to solid decking, the Mod-V lineup gives you the consistency and quality of 100% aluminum construction.

## BROAD-BEAM DESIGN

With an advanced broad-beam design, Crestliner Mod-Vs have more deck space and sport larger casting platforms—perfect for fishing all day.

## SAFETY & FLOTATION

All Crestliner boats meet or exceed Coast Guard flotation regulations by featuring form-fitting foam that boosts flotation, deadens sound and contributes to a more stable ride.



## SUREMOUNT GUNNEL ACCESSORY SYSTEM



With this Crestliner exclusive, mount your favorite accessories without drilling a single hole into your gunnel.


## DETAILED FINISH

Every Crestliner features hand-sanded hulls and oven-baked paint for a durable, high-gloss coat. For camouflage, Mossy Oak® and Realtree® stencils are used to create multi-layered cover.



## SUPERIOR FISHING FEATURES

With large, aerated livewells, ample storage, wide beams and spacious casting platforms, Crestliners have everything you need to toss a line and pull in a trophy.



## INDUSTRY'S STRONGEST WARRANTY

Crestliner was the first to offer a limited lifetime warranty on all mainseam welds and a 3-year bow-to-stern warranty on virtually everything else. Then it got better—Crestliner's warranty is transferable to future owners.

*(Warranty differs on CR Jon and CRV Utility boats)*

## ENDURING QUALITY

At Crestliner, integrity and passion drive every decision, from the builders who make the boats to the anglers who use them. We take pride in our generations of engineering innovation—designing boats that last generations too.



CSI Award Recipient  
7 years running

*"When you're fishing for a living, you go with the best! That's why I run a Crestliner."*

**John Cox**

*Crestliner National Pro Team  
2010 FLW Angler of the Year  
Bassmasters Circuit Competitor*

# VT

MODELS > 19/18/17

## KEY FEATURES


- > Innovative SureMount Gunnel system with accessory mounting brackets
- > Redesigned layout for the ultimate bass-fishing experience
- > Bow and stern casting decks w/ rod and storage compartments
- > Aerated 22-gal. stern livewell w/ timer
- > Feature-filled stylish console w/ space for 7" electronics

## POPULAR OPTIONS


- > Blue LED cockpit lighting
- > Three bow pedestal bases (one standard)
- > Port console w/ drink holder, glove box and visor (VT 18 and 19 only)
- > Console windscreen
- > VT Pro Edition Package: upgraded trolling motor and wiring harness, trailer upgrades, recirculating livewell system, automatic bilge and chrome hullside badge

Go to [www.crestliner.com](http://www.crestliner.com) for more on features and options.


X VT 19



X VT 18



X VT 17



## FLOORPLANS & STORAGE

Livewell
  Storage Compartment
  Rod Storage

## AVAILABLE COLORS

Base Color / Accent Color

	Aluminum   Black Metallic		Aluminum   Silver Metallic
	Aluminum   Blue Flame Metallic		Aluminum   Storm Blue Metallic
	Aluminum   Charcoal Metallic		Mossy Oak® Breakup*
	Aluminum   White		Mossy Oak® Shadowgrass*
	Aluminum   Red Flame Metallic		Real Tree® Hardwood*

Interior standard is gray carpet. Silver Metallic base available with all accent colors as special option. Optional Crest-Liner interior coating in Matte Gray available with any standard exterior color. Mad Fish Graphics available as special option. \* = Optional colors

## TOP FLIGHT THAT RIDES RIGHT.

Aluminum hull provides top-flight performance on the VT series, making it an outstanding tournament companion. The VT 19, VT 18 and VT 17 are molded with a competitive edge.

**NEW**

## SPECIFICATIONS

	VT 19	VT 18	VT 17
OVERALL LENGTH	19' (5.79 m)	18'5" (5.61 m)	17'6" (5.33 m)
BOAT/MOTOR/TRAILER LENGTH	21'6" (6.55 m)	21'6" (6.55 m)	19'11" (6.07 m)
BOAT/MOTOR/TRAILER WIDTH	8' (2.44 m)	8' (2.44 m)	8' (2.44 m)
BOAT/MOTOR/TRAILER HEIGHT	5'10" (1.78 m)	5'10" (1.78 m)	5'9" (1.75 m)
BEAM	92.25" (234 cm)	92.25" (234 cm)	92.25" (234 cm)
CHINE WIDTH	64" (163 cm)	64" (163 cm)	64" (163 cm)
SIDE DEPTH	24" (61 cm)	24" (61 cm)	24" (61 cm)
TRANSOM HEIGHT	20" (51 cm)	20" (51 cm)	20" (51 cm)
DEADRISE	10°	10°	10°
WEIGHT (BOAT ONLY)	1,135# (515 kg)	1,126# (511 kg)	1,106# (502 kg)
MAX. WEIGHT CAPACITY	1,344# (610 kg)	1,223# (555 kg)	1,223# (555 kg)
MAX. PEOPLE CAPACITY	4	4	4
MAX. HP CAPACITY	150	115	80
FUEL CAPACITY	21 gal. (79.5 L)	21 gal. (79.5 L)	21 gal. (79.5 L)
ALUMINUM GAUGE BOTTOM	0.100"	0.100"	0.100"

VT 19





Learn more on page 45.

VT 17

Shown with Mossy Oak® Breakup



New camouflage Crest-Liner interior coating and hinged modified bucket seats.



Ergonomic recessed foot control for bow-mounted trolling motor.



Cockpit offers three-across seating w/ 60/40 split storage below.



Bow platform w/ all-new center rod locker plus dual gear/rod storage compartments. (VT 19)

# TC

MODELS > 18/17

## KEY FEATURES

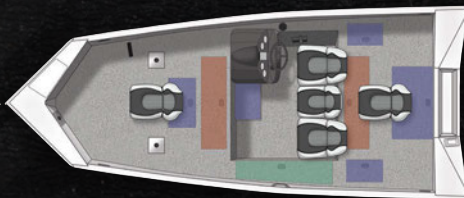
- > Innovative SureMount Gunnel system with accessory mounting brackets
- > Bow and stern aerated livewells w/ timer and bucket
- > Three bow pedestal bases
- > Bow and stern casting decks w/ storage
- > Port locking rod compartments

## POPULAR OPTIONS

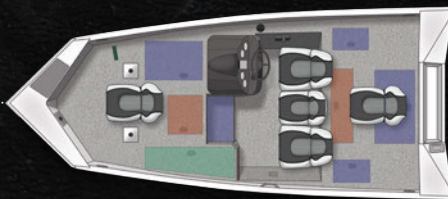
- > Crest-Liner interior coating
- > Blue LED cockpit lighting
- > Console windscreen
- > TC Pro Edition Package: upgraded trolling motor and wiring harness, trailer upgrades, recirculating livewell system, automatic bilge and chrome hullside badge

Go to [www.crestliner.com](http://www.crestliner.com) for more on features and options.

X TC 18



X TC 17



## FLOORPLANS & STORAGE

Livewell
  Storage Compartment
  Rod Storage

## AVAILABLE COLORS

Base Color / Accent Color

	Aluminum   Black Metallic		Aluminum   Silver Metallic
	Aluminum   Blue Flame Metallic		Aluminum   Storm Blue Metallic
	Aluminum   Charcoal Metallic		Mossy Oak® Breakup*
	Aluminum   White		Mossy Oak® Shadowgrass*
	Aluminum   Red Flame Metallic		Real Tree® Hardwood*

Interior standard is gray carpet. Silver Metallic base available with all accent colors as special option. Optional Crest-Liner interior coating in Matte Gray available with any standard exterior color. Mad Fish Graphics available as special option. \* = Optional colors

## BE THE TOUGH COMPETITION.

Maneuver your way to the top of the leaderboard with this competition-level crappie rig's spacious bow, plus two livewells and a bait bucket.

**NEW**

## SPECIFICATIONS

	TC 18	TC 17
OVERALL LENGTH	18'3" (5.60 m)	17'6" (5.33 m)
BOAT/MOTOR/TRAILER LENGTH	21'6" (6.55 m)	19'11" (6.07 m)
BOAT/MOTOR/TRAILER WIDTH	8' (2.44 m)	8' (2.44 m)
BOAT/MOTOR/TRAILER HEIGHT	5'10" (1.78 m)	5'9" (1.75 m)
BEAM	92.25" (234 cm)	92.25" (234 cm)
CHINE WIDTH	64" (163 cm)	64" (163 cm)
SIDE DEPTH	24" (61 cm)	24" (61 cm)
TRANSOM HEIGHT	20" (51 cm)	20" (51 cm)
DEADRISE	10°	10°
WEIGHT (BOAT ONLY)	1,126# (511 kg)	1,106# (502 kg)
MAX. WEIGHT CAPACITY	1,223# (555 kg)	1,223# (555 kg)
MAX. PEOPLE CAPACITY	4	4
MAX. HP CAPACITY	115	80
FUEL CAPACITY	21 gal. (79.5 L)	21 gal. (79.5 L)
ALUMINUM GAUGE BOTTOM	0.100"	0.100"

TC 18





Learn more on page 45.

TC 17



Spacious bow w/ rod locker, storage and livewell. (TC 17)



The aerated 22-gal. stern livewell includes a timer and space for a bait bucket.



In the bow, an aerated livewell and timer are easily accessible. (TC 18)



Lockable port rod compartment makes for quick access to rods up to 9' on TC 18 & 7'6" on TC 17.

# Storm

MODELS > 17/16

## KEY FEATURES

- > Stylish console and instrument panel w/ **NEW!** Lowrance® Elite 3x Color Fishfinder
- > Aerated bow livewell (17: plus one aerated stern livewell)
- > Stern and bow storage compartments (17: plus two units for tackle in bow)
- > MotorGuide® X3 FW45FB 45" I2V trolling motor
- > 60/40 split storage under seats

## POPULAR OPTIONS

- > Bow dry storage step
- > **NEW!** Crest-Liner interior coating
- > Custom travel cover
- > Center fold-down seat
- > Two additional pedestal bases (one standard) for the 16 Storm

Go to [www.crestliner.com](http://www.crestliner.com) for more on features and options.

## ARMED AND READY FOR ANYTHING.

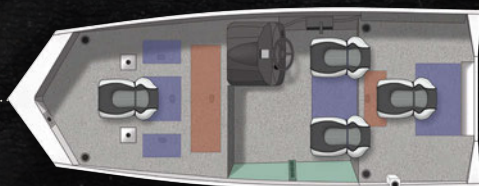
Dual casting platforms paired with Crestliner's famous stable Mod-V aluminum hull makes for a versatile, durable and dependable fishing machine. The Storm series is always up for the job.

## SPECIFICATIONS

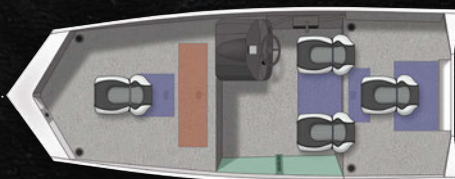
	17	16
OVERALL LENGTH	17' (5.18 m)	16' (4.87 m)
BOAT/MOTOR/TRAILER LENGTH	19'4" (5.89 m)	19' (5.79 m)
BOAT/MOTOR/TRAILER WIDTH	6'6" (1.98 m)	6'6" (1.98 m)
BOAT/MOTOR/TRAILER HEIGHT	5'8" (1.72 m)	5'8" (1.72 m)
BEAM	75" (191 cm)	75" (191 cm)
CHINE WIDTH	55" (140 cm)	55" (140 cm)
SIDE DEPTH	20" (51 cm)	20" (51 cm)
TRANSOM HEIGHT	20" (51 cm)	20" (51 cm)
DEADRISE	8°	8°
WEIGHT (BOAT ONLY)	670# (304 kg)	610# (277 kg)
MAX. WEIGHT CAPACITY	1,101# (499 kg)	936# (425 kg)
MAX. PEOPLE CAPACITY	4	3
MAX. HP CAPACITY	60	50
FUEL CAPACITY	11 gal. (41.6 L)	Portable
ALUMINUM GAUGE BOTTOM	0.100"	0.100"

Storm

X 17



X 16



## FLOORPLANS & STORAGE

Livewell
  Storage Compartment
  Rod Storage

## AVAILABLE COLORS

Base Color / Accent Color

		Aluminum   Aluminum			Aluminum   Silver Metallic*
		Aluminum   Black Metallic*			Aluminum   Storm Blue Metallic*
		Aluminum   Blue Flame Metallic*			Mossy Oak® Breakup*
		Aluminum   Charcoal Metallic*			Mossy Oak® Shadowgrass*
		Aluminum   White*			Real Tree® Hardwood*
		Aluminum   Red Flame Metallic*			

Interior standard is gray carpet. Silver Metallic base available w/ all accent colors as special option. Optional Crest-Liner interior coating in Matte Gray available with any optional exterior color. \* = Optional colors

## 16 STORM





**CRESTLINER**  
**LIFETIME**  
EXCLUSIVE WARRANTY

Learn more on page 45.

**17 STORM**



Well-located 16-gal. bow aerated livewell w/ bait bucket.



Sleek console includes switch panel, cup holder and in-dash fish finder.



Flat bow deck includes a large center storage compartment and two tackle storage bins. (17)



New, optional Crest-Liner interior coating in Matte Gray.

# Bay/Coast

MODELS > 2200 Bay / 2000 & 1800 Coast Edition

## KEY FEATURES: 2200 BAY

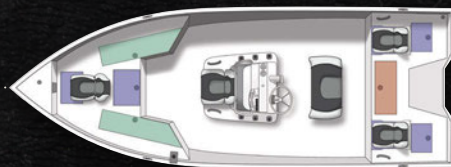
- > Fiberglass center console w/ instrument panel and space for 9" electronics
- > Two aerated livewells w/ timer (stern 30-gal., console 16-gal.)
- > Ample seating, including leaning post, deluxe & jump seats
- > Port and starboard rod lockers and vertical rod holders at console
- > Four-piece all-welded aluminum self-bailing hull w/ variable-degree deadrise

## KEY FEATURES: COAST EDITION

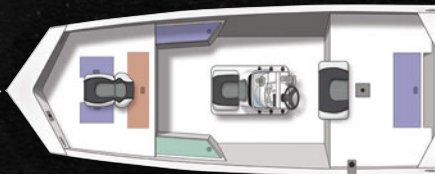
- > **NEW!** Fiberglass console w/ instrument panel & space for electronics (2000 only)
- > Tall, curved aluminum console accepts top mounted electronics (1800 only)
- > **NEW!** Leaning post w/ footrest
- > 23-gal. aerated bow livewell
- > **NEW!** Locking port rod storage holds up to four 7'6" rods

Go to [www.crestliner.com](http://www.crestliner.com) for more on features and options.

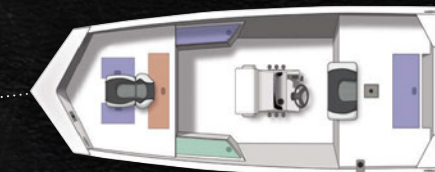
X 2200 Bay



X 2000 Coast Edition



X 1800 Coast Edition



## FLOORPLANS & STORAGE

Livewell Storage Compartment Rod Storage

## AVAILABLE COLORS

Base Color / Accent Color

		White   White			Sand   Sand
		White   Red Flame Metallic*			Sand   Red Flame Metallic*
		White   Blue Flame Metallic*			Sand   Blue Flame Metallic*

Crest-Liner interior color matches base color. \* = Optional colors

## IN A CLASS BY ITSELF.

Take to big water with the utmost confidence with stability, function and dependability under your belt and one of the all-new 2200 Bay and Coast Edition models under your feet.

**NEW**

**NEW**

SPECIFICATIONS	2200 Bay	2000 Coast Edition	1800 Coast Edition
OVERALL LENGTH	22'3" (6.78 m)	20' (6.09 m)	18' (5.48 m)
BOAT/MOTOR/TRAILER LENGTH	28' (8.53 m)	26' (7.92 m)	21' (6.40 m)
BOAT/MOTOR/TRAILER WIDTH	8'10" (2.69 m)	8' (2.43 m)	8' (2.43 m)
BOAT/MOTOR/TRAILER HEIGHT	7'6" (2.28 m)	7' (2.13 m)	6'10" (2.08 m)
BEAM	98" (248 cm)	96" (244 cm)	86" (218 cm)
CHINE WIDTH	86.25" (219 cm)	70" (178 cm)	70" (178 cm)
SIDE DEPTH	25" (64 cm)	24" (61 cm)	24" (61 cm)
MAX. COCKPIT DEPTH	18" (46 cm)	—	—
TRANSOM HEIGHT	25" (64 cm)	20" (51 cm)	20" (51 cm)
DEADRISE	15°	3.5°	3.5°
DRAFT	12" (30 cm)	—	—
WEIGHT (BOAT ONLY)	2,087# (947 kg)	1,125# (510 kg)	970# (440 kg)
MAX. WEIGHT CAPACITY	1,923# (872 kg)	1,862# (844 kg)	1,578# (715 kg)
MAX. PEOPLE CAPACITY	8	7	7
MAX. HP CAPACITY	200	150	90
FUEL CAPACITY	41 gal. (155 L)	19 gal. (72 L)	19 gal. (72 L)
ALUMINUM GAUGE BOTTOM	0.125"	0.100"	0.100"

Some measurements are estimates at the time of print. Contact your dealer for current specifications.

## 2000 COAST EDITION







Learn more on page 45.

2200 BAY



2000 COAST EDITION

New fiberglass center console w/ leaning post and baitwell under forward seat.



2200 BAY

Premium fiberglass center console packed with angler-friendly features.



2200 BAY

Spacious aft deck has jump seats, 30-gal. aerated livewell and easy-access storage.



2200 BAY

Lockable bow rod/gear lockers (port and starboard).

# Intruder

MODEL > 2200

## KEY FEATURES


- > 100-gal., 64" long aerated stern livewell w/ timer
- > Fiberglass reinforced console with hydraulic steering
- > Crest-Liner interior coating
- > Four-piece all-welded aluminum hull w/ variable-degree deadrise
- > Anchor locker, locking rod storage (three 9' tubes), battery storage & more

## POPULAR OPTIONS


- > Port console w/ windshield or walk-through windshield
- > 4.5-gal. aerated port bow baitwell w/ timer
- > Washdown system
- > Vertical rod holders (holds six rods)
- > Catfish Edition Package: 4.5-gal. aerated port bow baitwell, washdown system, 12V bow power outlet, ratchet straps and 'Catfish Edition' designator

Go to [www.crestliner.com](http://www.crestliner.com) for more on features and options.


X 2200 WT



X 2200 DC



X 2200 SC



## FLOORPLANS & STORAGE

Livewell
  Storage Compartment
  Rod Storage

## AVAILABLE COLORS

Base Color / Accent Color

<span style="display: inline-block; width: 15px; height: 10px; background-color: #333; border: 1px solid black;"></span>	<span style="display: inline-block; width: 15px; height: 10px; background-color: #333; border: 1px solid black;"></span>	Matte Black   Matte Black	<span style="display: inline-block; width: 15px; height: 10px; background-color: #333; border: 1px solid black;"></span>	<span style="display: inline-block; width: 15px; height: 10px; background-color: #333; border: 1px solid black;"></span>	Black Metallic   Black Metallic*
<span style="display: inline-block; width: 15px; height: 10px; background-color: #ccc; border: 1px solid black;"></span>	<span style="display: inline-block; width: 15px; height: 10px; background-color: #ccc; border: 1px solid black;"></span>	Silver Metallic   Silver Metallic*	<span style="display: inline-block; width: 15px; height: 10px; background-color: #ccc; border: 1px solid black;"></span>	<span style="display: inline-block; width: 15px; height: 10px; background-color: #ff0000; border: 1px solid black;"></span>	Silver Metallic   Red Flame Metallic*
<span style="display: inline-block; width: 15px; height: 10px; background-color: #ff0000; border: 1px solid black;"></span>	<span style="display: inline-block; width: 15px; height: 10px; background-color: #ff0000; border: 1px solid black;"></span>	Red Flame Metallic   Red Flame Metallic*	<span style="display: inline-block; width: 15px; height: 10px; background-color: #ccc; border: 1px solid black;"></span>	<span style="display: inline-block; width: 15px; height: 10px; background-color: #0000ff; border: 1px solid black;"></span>	Silver Metallic   Blue Flame Metallic*
<span style="display: inline-block; width: 15px; height: 10px; background-color: #0000ff; border: 1px solid black;"></span>	<span style="display: inline-block; width: 15px; height: 10px; background-color: #0000ff; border: 1px solid black;"></span>	Blue Flame Metallic   Blue Flame Metallic*	<span style="display: inline-block; width: 15px; height: 10px; background-color: #ccc; border: 1px solid black;"></span>	<span style="display: inline-block; width: 15px; height: 10px; background-color: #333; border: 1px solid black;"></span>	Silver Metallic   Black Metallic*

Mad Fish Graphics available as special option. Interior is Matte Gray Crest-Liner. \* = Optional colors

## FOR THE WARRIOR, RUGGED RELIABILITY.

The 2200 Intruder is a powerful partner for all fishing—from trophy catfish to muskie and beyond. But don't let its broad shoulders mask the comforts that make fishing from it an even bigger thrill.

## SPECIFICATIONS

2200

OVERALL LENGTH	22'3" (6.78 m)
BOAT/MOTOR/TRAILER LENGTH	28' (8.53 m)
BOAT/MOTOR/TRAILER WIDTH	8'9" (2.67 m)
BOAT/MOTOR/TRAILER HEIGHT	7'6" (2.28 m)
BEAM	96" (244 cm)
CHINE WIDTH	88.5" (225 cm)
SIDE DEPTH	26" (66 cm)
MAX. COCKPIT DEPTH	20" (51 cm)
TRANSOM HEIGHT	23" (58 cm)
DEADRISE	15°
DRAFT	14" (35.5 cm)
WEIGHT (BOAT ONLY)	2,134# (967 kg)
MAX. WEIGHT CAPACITY	1,974# (895 kg)
MAX. PEOPLE CAPACITY	8
MAX. HP CAPACITY	250
FUEL CAPACITY	41 gal. (155 L)
ALUMINUM GAUGE BOTTOM	0.125"

2200 INTRUDER





**CRESTLINER**  
**LIFETIME**  
 EXCLUSIVE  WARRANTY

Learn more on page 45.

**2200 INTRUDER**



The 100-gal., 64" dual-pump stern livewell accommodates trophy catches.



Maneuver easily with a spacious cockpit layout and large bow and stern casting decks.



All-new fiberglass, reinforced console features hydraulic steering.



Lockable port rod storage and optional vertical rod holders

# Retriever CC

MODELS > 2070 / 1860

## KEY FEATURES

- > Tall, curved console w/ space for flush-mount electronics & optional rod rack
- > 16-gal. aerated bow livewell
- > Lock Track Gunnel for accessories
- > NEW! Cushioned seat on stern deck
- > Bow and stern storage compartments

## POPULAR OPTIONS

- > Crest-Liner interior coating w/ camouflage paint
- > Leaning post with footrest
- > Console windscreen
- > Lock Track accessories
- > NEW! Tunnel hull for enhanced jet-engine performance



Go to [www.crestliner.com](http://www.crestliner.com) for more on features and options.

## BUILT OF ALUMINUM AND BRAVERY.


The grass rustling, the water lapping—you can't control everything while you're out on the hunt. But with the Retriever CC's responsive central console, you have total control.

## SPECIFICATIONS

	2070	1860
OVERALL LENGTH	20' (6.09 m)	18' (5.48 m)
BOAT/MOTOR/TRAILER LENGTH	23' (7.01 m)	21' (6.40 m)
BOAT/MOTOR/TRAILER WIDTH	8' (2.43 m)	8' (2.43 m)
BOAT/MOTOR/TRAILER HEIGHT	6'10" (2.08 m)	6'10" (2.08 m)
BEAM	96" (244 cm)	85" (216 cm)
CHINE WIDTH	70" (178 cm)	60" (152 cm)
SIDE DEPTH	24" (61 cm)	24" (61 cm)
TRANSOM HEIGHT	20" (51 cm)	20" (51 cm)
DEADRISE	3.5°	3.5°
WEIGHT (BOAT ONLY)	1,125# (510 kg)	970# (440 kg)
MAX. WEIGHT CAPACITY	1,862# (844 kg)	1,578# (715 kg)
MAX. PEOPLE CAPACITY	7	7
MAX. HP CAPACITY	150	90
FUEL CAPACITY	19 gal. (72 L)	19 gal. (72 L)
ALUMINUM GAUGE BOTTOM	0.100"	0.100"

Retriever CC

X 2070



X 1860



## FLOORPLANS & STORAGE

Livewell  Storage Compartment  Rod Storage

## AVAILABLE COLORS

	Olive Drab		Mossy Oak® Shadowgrass*
	Marsh Tan		Real Tree® Hardwood*
	Mossy Oak® Breakup*		



Crest-Liner interior coating available as special option with any paint color.

\* = Optional colors

1860 CC



Shown with Mossy Oak® Breakup



Easy-access 16-gal. aerated livewell. Center console helm w/ optional windscreen, port and starboard vertical rod holders, and leaning post. New jet-engine tunnel hull option.

## WELL ROUNDED BEATS THEM ALL.

Face your toughest fishing and hunting head-on with the Retriever SC series. With this kind of versatility and brawn, come home the champion every time.

# Retriever SC

MODELS > 2070 / 1860 / 1756 / 1650

SPECIFICATIONS	2070	1860	1756	1650
OVERALL LENGTH	20' (6.09 m)	18' (5.48 m)	17' (5.18 m)	16' (4.87 m)
BOAT/MOTOR/TRAILER LENGTH	23' (7.01 m)	21' (6.40 m)	19'6" (5.94 m)	18'6" (5.64 m)
BOAT/MOTOR/TRAILER WIDTH	8' (2.43 m)	8' (2.43 m)	6'10" (2.08 m)	6'7" (2.00 m)
BOAT/MOTOR/TRAILER HEIGHT	6'10" (2.08 m)	6'10" (2.08 m)	5'8" (1.72 m)	5'8" (1.72 m)
BEAM	96" (244 cm)	85" (216 cm)	80" (203 cm)	74" (188 cm)
CHINE WIDTH	70" (178 cm)	60" (152 cm)	56" (142 cm)	50" (127 cm)
SIDE DEPTH	24" (61 cm)	24" (61 cm)	23" (58 cm)	21" (53 cm)
TRANSOM HEIGHT	20" (51 cm)	20" (51 cm)	20" (51 cm)	20" (51 cm)
DEADRISE	3.5°	3.5°	3.5°	3.5°
WEIGHT (BOAT ONLY)	1,125# (510 kg)	970# (440 kg)	730# (331 kg)	680# (308 kg)
MAX. WEIGHT CAPACITY	1,862# (844 kg)	1,578# (715 kg)	1,260# (572 kg)	1,001# (454 kg)
MAX. PEOPLE CAPACITY	7	7	5	4
MAX. HP CAPACITY	150	90	75	60
FUEL CAPACITY	19 gal. (72 L)	19 gal. (72 L)	19 gal. (72 L)	Portable
ALUMINUM GAUGE BOTTOM	0.100"	0.100"	0.100"	0.100"

## KEY FEATURES

- > 23-gal. aerated bow livewell
- > Lock Track Gunnel for accessories
- > NEW! Redesigned camouflage seats
- > Bow and stern casting decks
- > Port and console rod storage

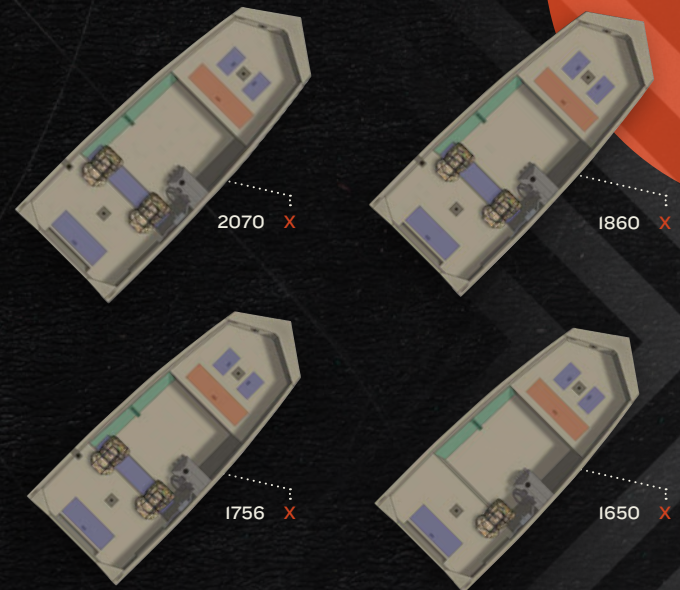
## POPULAR OPTIONS

- > Camouflage paint
- > Crest-Liner interior coating
- > Bench seat w/ storage (1756, 1860, 2070)
- > Gunbox w/ rod tubes and cushion
- > Console windscreen



For more visit [www.crestliner.com](http://www.crestliner.com).

## 1860 SC



## FLOORPLANS & STORAGE

Rod Storage ■ Storage Compartment ■ Livewell ■

## AVAILABLE COLORS

	Olive Drab		Mossy Oak® Shadowgrass*
	Marsh Tan		Real Tree® Hardwood*
	Mossy Oak® Breakup*		

Crest-Liner interior coating available as special option with any paint color.

\* = Optional colors



Gun box w/ rod tubes and cushion. Aluminum console includes three vertical rod holders. Lock Track Gunnel system conveniently locks accessories into a specially designed channel.

# Deluxe Retriever

MODELS > 1860 / 1756 / 1650

## A WORKHORSE THAT DOESN'T QUIT.

Fancy frills don't bring home the trophy catch, but hard-working dependability, unshakeable stability and tons of storage do.

The rugged Deluxe Retriever Jon delivers more for less.

### KEY FEATURES

- > NEW! Angled stern seating w/ seat track for optional deluxe seat
- > Aerated 16-gal. bow livewell
- > Starboard rod rack
- > Abundant bow storage
- > Bow pedestal base

### POPULAR OPTIONS


- > Camouflage paint
- > Crest-Liner interior coating
- > Gun box w/ rod tubes and cushion
- > Lock Track accessories for gunnel
- > Bow trolling motor

### SPECIFICATIONS


	1860	1756	1650
OVERALL LENGTH	18' (5.49 m)	16'10" (5.13 m)	16' (4.87 m)
BOAT/MOTOR/TRAILER LENGTH	21' (6.40 m)	19'6" (5.94 m)	18'6" (5.64 m)
BOAT/MOTOR/TRAILER WIDTH	8' (2.43 m)	6'10" (2.08 m)	6'7" (2.00 m)
BOAT/MOTOR/TRAILER HEIGHT	6'10" (2.08 m)	5'8" (1.75 m)	5'8" (1.72 m)
BEAM	85" (216 cm)	80" (203 cm)	74" (188 cm)
CHINE WIDTH	60" (152 cm)	56" (142 cm)	50" (127 cm)
SIDE DEPTH	24" (61 cm)	23" (58 cm)	21" (53 cm)
TRANSOM HEIGHT	20" (51 cm)	20" (51 cm)	20" (51 cm)
DEADRISE	3.5°	3.5°	3.5°
WEIGHT (BOAT ONLY)	723# (328 kg)	640# (290 kg)	565# (256 kg)
MAX. WEIGHT CAPACITY	1,659# (753 kg)	1,300# (590 kg)	1,051# (477 kg)
MAX. PEOPLE CAPACITY	6	5	4
MAX. HP CAPACITY	75	60	50
FUEL CAPACITY	Portable	Portable	Portable
ALUMINUM GAUGE BOTTOM	0.100"	0.100"	0.100"

Go to [www.crestliner.com](http://www.crestliner.com) for more on features and options.


X 1850



X 1756



X 1650



### FLOORPLANS & STORAGE

Livewell
  Storage Compartment
  Rod Storage

### AVAILABLE COLORS

	Olive Drab		Mossy Oak® Shadowgrass*
	Marsh Tan		Real Tree® Hardwood*
	Mossy Oak® Breakup*		

Crest-Liner interior coating available as special option with any paint color.

\* = Optional colors

### 1860 DELUXE RETRIEVER



A 16-gal. livewell and two in-floor storage compartments in bow. Bow pedestal seat base standard. Starboard rod storage accommodates three rods.

## GRAB AND GO WITH A PRO.

Get where you need to go when you need to with Crestliner's durable, heavy-duty hull build on the Retriever Jon. Well built and long-lasting—guaranteed to get you there.

# Retriever Jons

MODELS > 2070 / 1860 / 1756 / 1650 / 1546

### SPECIFICATIONS

	2070	1860	1756	1650	1546
OVERALL LENGTH	20' (6.00 m)	18' (5.48 m)	17' (5.18 m)	16' (4.87 m)	15'1" (4.59 m)
BOAT/MOTOR/TRAILER LENGTH	23' (7.01 m)	21' (6.40 m)	19'6" (5.94 m)	18'6" (5.64 m)	18' (5.49 m)
BOAT/MOTOR/TRAILER WIDTH	8' (2.43 m)	8' (2.43 m)	6'10" (2.08 m)	6'7" (2.00 m)	6' (1.82 m)
BOAT/MOTOR/TRAILER HEIGHT	6'10" (2.08 m)	6'10" (2.08 m)	5'8" (1.72 m)	5'8" (1.72 m)	5'8" (1.72 m)
BEAM	96" (244 cm)	85" (216 cm)	80" (203 cm)	80" (203 cm)	70" (178 cm)
CHINE WIDTH	70" (178 cm)	60" (152 cm)	56" (142 cm)	50" (127 cm)	46" (117 cm)
SIDE DEPTH	24" (61 cm)	24" (61 cm)	23" (58 cm)	21" (53 cm)	20" (51 cm)
TRANSOM HEIGHT	20" (51 cm)	20" (51 cm)	20" (51 cm)	20" (51 cm)	20" (51 cm)
DEADRISE	3.5°	3.5°	3.5°	3.5°	3.5°
WEIGHT (BOAT ONLY)	710# (322 kg)	601# (273 kg)	545# (247 kg)	460# (209 kg)	290# (132 kg)
MAX. WEIGHT CAPACITY	1,900# (862 kg)	1,600# (726 kg)	1,151# (522 kg)	1,051# (477 kg)	825# (374 kg)
MAX. PEOPLE CAPACITY	7	6	5	4	4
MAX. HP CAPACITY	75	60	50	40	25
FUEL CAPACITY	Portable	Portable	Portable	Portable	Portable
ALUMINUM GAUGE BOTTOM	0.100"	0.100"	0.100"	0.100"	0.080"

### KEY FEATURES

- > Built-in floor
- > Bow platform
- > Lock Track Gunnel for accessories
- > Stern pedestal base
- > All-welded aluminum floor, decks and transom

### POPULAR OPTIONS

- > Side console steering
- > Camouflage paint
- > Crest-Liner interior coating
- > Lock Track accessories for gunnel
- > Gun box

➔ For more visit [www.crestliner.com](http://www.crestliner.com).

### 1860 RETRIEVER JON



Shown with Mossy Oak® Shadowgrass



### FLOORPLANS & STORAGE

Rod Storage ■ Storage Compartment ■ Livewell ■

### AVAILABLE COLORS

	Olive Drab		Mossy Oak® Shadowgrass*
	Marsh Tan		Real Tree® Hardwood*
	Mossy Oak® Breakup*		

Crest-Liner interior coating available as special option with any paint color.

\* = Optional colors

Aft bench includes pedestal seat base. Elevated bow casting deck w/ optional camo paint. Lock Track Gunnel system accepts removable accessories, including a dog ladder.

# Outlook

MODELS > I657

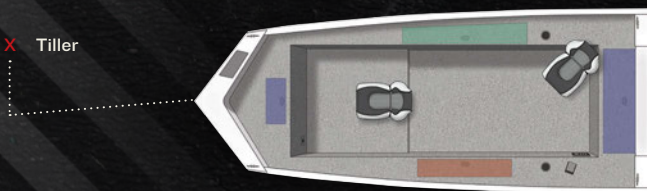
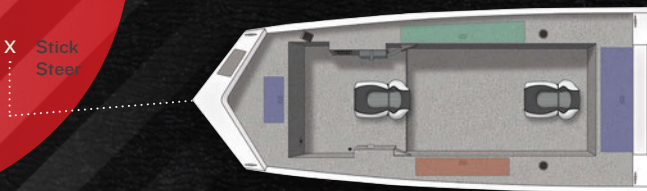
## KEY FEATURES

- > **NEW!** Portside 11-gal. aerated livewell w/ removable bait bag
- > MotorGuide® X3 FW45FB 45" 12V trolling motor
- > **NEW!** Lowrance® Elite 3x Color Fishfinder
- > Locking starboard rod storage holds up to 9' rods
- > **NEW!** Redesigned Deluxe seats w/ under-seat storage

## POPULAR OPTIONS

- > Camouflage paint
- > Crest-Liner interior coating
- > Additional center seat base for redesigned Deluxe seat w/ pedestal

Go to [www.crestliner.com](http://www.crestliner.com) for more on features and options.



## FLOORPLANS & STORAGE

Livewell
  Storage Compartment
  Rod Storage

## AVAILABLE COLORS

Base Color / Accent Color

	Aluminum   Aluminum		Aluminum   Silver Metallic*
	Aluminum   Black Metallic*		Aluminum   Storm Blue Metallic*
	Aluminum   Blue Flame Metallic*		Mossy Oak® Breakup*
	Aluminum   Charcoal Metallic*		Mossy Oak® Shadowgrass*
	Aluminum   White*		Real Tree® Hardwood*
	Aluminum   Red Flame Metallic*		

Interior standard is gray carpet. Silver Metallic base available with all accent colors as special option. Optional Crest-Liner interior coating in Matte Gray available with any standard exterior color.

\* = Optional colors

## ON-DEMAND STEALTH.

Named after its winning feature, the I657 Outlook Stick Steer delivers full visibility and control with stick-steer piloting. Plus, the spacious I657 Outlook Tiller accommodates your every move. Go get 'em.

**NEW**

**NEW**

## SPECIFICATIONS

	Stick Steer	Tiller
OVERALL LENGTH	16' (4.87 m)	16' (4.87 m)
BOAT/MOTOR/TRAILER LENGTH	19' (5.79 m)	19' (5.79 m)
BOAT/MOTOR/TRAILER WIDTH	6'6" (1.98 m)	6'6" (1.98 m)
BOAT/MOTOR/TRAILER HEIGHT	5'8" (1.72 m)	5'8" (1.72 m)
BEAM	78" (198 cm)	78" (198 cm)
CHINE WIDTH	57" (145 cm)	57" (145 cm)
SIDE DEPTH	22" (56 cm)	22" (56 cm)
TRANSOM HEIGHT	20" (51 cm)	20" (51 cm)
DEADRISE	4°	4°
WEIGHT (BOAT ONLY)	737# (334 kg)	720# (327 kg)
MAX. WEIGHT CAPACITY	1,101# (499 kg)	1,101# (499 kg)
MAX. PEOPLE CAPACITY	4	4
MAX. HP CAPACITY	50	50
FUEL CAPACITY - PORTABLE	12 gal. (45 L)	12 gal. (45 L)
ALUMINUM GAUGE BOTTOM	0.100"	0.100"

## I657 OUTLOOK TILLER



Shown with Mossy Oak® BreakUp



I657 OUTLOOK SS



Starboard locking rod locker holds four 9' rods. Storage compartment under passenger swivel seat. Port 11-gal. aerated livewell w/ removable bait bag.



## THE ROUGH WATER YES MAN.

You only need hard work and reliability to get the job done. Crestliner's CR Jon always does the job, be it for fishing or a heavy-duty task. Built to withstand the worst of nature, the CR Jon aluminum hull is a testament to durability.

# CR Jons

MODELS > 1852 MT - 1032

CR JON




### SPECIFICATIONS

	1852 MT	1648 T	1648 MT	1648 M	1648
OVERALL LENGTH	18' (5.48 m)	15'10" (4.82 m)	15'10" (4.82 m)	15'10" (4.82 m)	15'10" (4.82 m)
BEAM	75" (191 cm)	70" (178 cm)	70" (178 cm)	70" (178 cm)	70" (178 cm)
CHINE WIDTH	52" (132 cm)	48" (122 cm)	48" (122 cm)	48" (122 cm)	48" (122 cm)
SIDE DEPTH	21" (53 cm)	21" (53 cm)	21" (53 cm)	21" (53 cm)	21" (53 cm)
TRANSOM HEIGHT	20" (51 cm)	20" (51 cm)	20" (51 cm)	15" (38 cm)	15" (38 cm)
WEIGHT (BOAT ONLY)	475# (215 kg)	275# (125 kg)	275# (125 kg)	275# (125 kg)	275# (125 kg)
MAX. WEIGHT CAPACITY	1,375# (624 kg)	973# (442 kg)	973# (442 kg)	973# (442 kg)	973# (442 kg)
MAX. PEOPLE CAPACITY	6	4	4	4	4
MAX. HP CAPACITY	45	35	35	35	35
ALUMINUM GAUGE BOTTOM	0.072"	0.072"	0.072"	0.072"	0.072"
NUMBER OF RIBS	10	9	9	9	9
BOTTOM	Flat	Flat	Flat	Flat	Flat
BOW SHAPE	Modified V	Square	Modified V	Modified V	Square

### SPECIFICATIONS

	1448 T	1448 MT	1448 M	1448	1436 L	1436	1236	1232	1032
OVERALL LENGTH	14' (4.27 m)	14' (4.27 m)	14' (4.27 m)	14' (4.27 m)	14' (4.27 m)	14' (4.27 m)	11'11" (3.63 m)	11'10" (3.60 m)	10' (3.04 m)
BEAM	70" (178 cm)	70" (178 cm)	70" (178 cm)	70" (178 cm)	57" (145 cm)	57" (145 cm)	56" (142 cm)	48" (122 cm)	48" (122 cm)
CHINE WIDTH	48" (122 cm)	48" (122 cm)	48" (122 cm)	48" (122 cm)	36" (91 cm)	36" (91 cm)	36" (91 cm)	32" (81 cm)	32" (81 cm)
SIDE DEPTH	19" (48 cm)	21" (53 cm)	21" (53 cm)	19" (48 cm)	17" (43 cm)	17" (43 cm)	17" (43 cm)	16" (41 cm)	16" (41 cm)
TRANSOM HEIGHT	20" (51 cm)	20" (51 cm)	15" (38 cm)	15" (38 cm)	15" (38 cm)	15" (38 cm)	15" (38 cm)	15" (38 cm)	15" (38 cm)
WEIGHT (BOAT ONLY)	260# (118 kg)	260# (118 kg)	260# (118 kg)	260# (118 kg)	145# (66 kg)	185# (84 kg)	140# (63 kg)	90# (41 kg)	80# (36 kg)
MAX. WEIGHT CAPACITY	825# (375 kg)	825# (375 kg)	825# (375 kg)	825# (375 kg)	560# (254 kg)	675# (306 kg)	527# (239 kg)	389# (176 kg)	275# (125 kg)
MAX. PEOPLE CAPACITY	4	4	4	4	3	3	3	2	2
MAX. HP CAPACITY	25	25	25	25	15	20	10	3.5	3
ALUMINUM GAUGE BOTTOM	0.072"	0.072"	0.072"	0.072"	0.050"	0.064"	0.050"	0.050"	0.050"
NUMBER OF RIBS	7	7	7	7	6	8	6	3	2
BOTTOM	Flat	Flat	Flat	Flat	Flat	Flat	Flat	Flat	Flat
BOW SHAPE	Square	Modified V	Modified V	Square	Square	Square	Square	Square	Square



### AVAILABLE COLORS



LEGEND: L = Light Model M = Modified-V Bow T = Tall Transom (20")

# Features & Options

Below are just some of the features and options available to tailor your Crestliner to your personal style of boating and fishing. For more information, please visit [www.crestliner.com](http://www.crestliner.com)

\*Not all features are available on all boats.



**TRAVEL COVER WITH RATCHET STRAPS** The snug, custom-cut travel cover attaches securely with ratchet straps.



**SUREMOUNT GUNNEL SYSTEM** Includes removable SureMount aluminum accessory brackets that slide your favorite accessories along the gunnel for perfect placement.



**LOCK TRACK GUNNEL SYSTEM** A channel along the gunnel clasps accessories, including the Lock Track bracket compatible with any accessory. Lock Track accessories match body paint.



**GUN BOX** Spacious, versatile and lockable storage for fishing rods and hunting equipment such as guns and ammo.



**CREST-LINER** This tough, durable, non-skid surface coating can be paired with a variety of paint colors, depending on the model.



**DELUXE SEATS** Extra wide for added comfort and stability. The cushioned backrest conveniently folds down.



**CAMO SEATS** Camouflage upholstery and a fold-down backrest deliver stealth and convenience, with more cushion and more comfort than previous camo seats.



**RECESSED TROLLING MOTOR PEDAL** Ergonomically positioned for easy, comfortable operation by an angler seated in the bow.



**BAY BOAT STANDARD LEANING POST** Standard leaning post with new vinyl design pictured, or upgrade to premium leaning post with removable backrest.

**LEGEND:** ● = Standard ○ = Optional — = Not Available

**CONSOLE:** CC = Center Console DC = Dual Console SC = Side Console SS = Stick Steer TL = Tiller WT = Walkthrough Windshield

**SEATING:** AB = Aluminum Bench BH = Bench Seat w/ folding backrest & storage below BT = Butt Seat w/ pedestal CS = Cooler Seat

DS = Deluxe Seat w/ storage below DST = Deluxe Seat for Seat Track FC = Forward Console Seat FD = Fixed fold-down JS = Jump Seats LP = Leaning Post

MB = Modified Bucket w/ backrests, flip-up bases & storage below SC = Seat Cushions PS = Pro Seat RC = Reclining Captains Chair Seat w/ armrests & slide

**STORAGE:** A = Aerated L = Lockable R = Standard Recirculating System © = Optional Recirculating System

Every effort was made to ensure accuracy at press time. Crestliner assumes no responsibility for errors in type or in print.

# 2015 BOAT LINEUP

VT 19 & VT 18	VT 17	TC 18 & TC 17	17 STORM	16 STORM	2200 BAY	2000 COAST EDITION	1800 COAST EDITION	2200 INTRUDER	2070 RETRIEVER CC	1860 RETRIEVER CC	2070 RETRIEVER SC	1860 RETRIEVER SC	1756 RETRIEVER SC	1650 RETRIEVER SC	1860 RETRIEVER JON DLX	1756 RETRIEVER JON DLX	1650 RETRIEVER JON DLX	2070 RETRIEVER JON	1860 RETRIEVER JON	1756 RETRIEVER JON	1650 RETRIEVER JON	1546 RETRIEVER JON	1657 OUTLOOK
---------------	-------	---------------	----------	----------	----------	--------------------	--------------------	---------------	-------------------	-------------------	-------------------	-------------------	-------------------	-------------------	------------------------	------------------------	------------------------	--------------------	--------------------	--------------------	--------------------	--------------------	--------------

## CONSOLE

Console Configurations Offered SC/DC SC SC SC SC SC CC CC CC SC/DC/WT CC CC SC SC SC SC TL TL TL TL/SC TL/SC TL/SC TL/SC TL/SC TL/SS

## SEATING

Standard Seating	MB	MB	MB	FD	FD	FC/JS/LP	FC/LP/SC	CS/LP/SC	PS	CS	CS	FD	FD	FD	FD	AB	AB	AB	AB	AB	AB	AB	AB	AB	DS
Optional Seating	BT	BT	BT	—	—	—	—	—	PS/RC	LP	LP	BH	BH	BH	—	DST	DST	DST	—	—	—	—	—	—	DS
Deluxe Fishing Seats w/ Pedestals	2	2	2	2	2	1, 0	0	0	—	—	—	—	—	—	—	—	—	—	—	—	—	—	—	—	
Deluxe Camouflage Fishing Seats w/ Pedestals	0	0	0	0	0	—	—	—	—	0	0	2	2	2	2	0	0	0	0	0	0	0	0	0	
Modified Bucket Seats (2) w/ Fold-Down Center Step	●	●	●	○	○	—	—	—	—	—	—	—	—	—	—	—	—	—	—	—	—	—	—		
Bench Seat	—	—	—	—	—	—	—	—	—	—	—	○	○	○	○	●	●	●	●	●	●	●	●	—	
Seat Pedestal Bases	2	2	4	4	2	2	2	2	5	2	2	2	2	2	2	2	2	2	1	1	1	1	1	—	

## STORAGE

Storage Compartment(s)	●	●	●	●	●	●	●	●	●	●	●	●	●	●	●	●	●	●	●	●	●	●	●	●
Gunbox / Gunbox w/ Rod Tubes and Cushion	-/-	-/-	-/-	-/-	-/-	-/-	-/-	-/-	-/-	-/-	-/-	-/0	-/0	-/0	-/0	-/0	-/0	0/-	0/-	0/-	0/-	0/-	0/-	-/-
Rod Storage Compartment	●	●	●	—	—	●	—	—	●	—	—	—	—	—	—	—	—	—	—	—	—	—	—	●
Open Rod Storage w/ Tubes	—	—	—	●	●	—	—	—	—	●	●	●	●	●	●	●	●	—	—	—	—	—	—	—
Open Vertical Rod Storage	—	—	—	—	—	●	●	●	○	●	●	●	●	●	●	—	—	—	—	—	—	—	—	
Livewell(s)	A ©	A ©	A ©	A	A	A	A	A	A	A	A	A	A	A	A	A	A	A	—	—	—	—	—	A

## ELECTRONICS

Trolling Motor	●	●	●	●	●	○	○	○	○	○	○	○	○	○	○	○	○	○	○	○	○	○	○	○
Trolling Motor Harness & Receptacle	●	●	●	●	●	●	●	●	●	●	●	●	●	●	●	●	●	—	—	—	—	—	—	●
Battery Charger	●	●	●	○	○	○	—	—	○	—	—	—	—	—	—	○	○	○	—	—	—	—	—	○
Depth/FishFinder	●	●	●	●	●	●	○	○	○	○	○	○	○	○	○	—	—	—	—	—	—	—	—	●

## INTERIOR

Carpeted	●	●	●	●	●	—	—	—	—	—	—	—	—	—	—	—	—	—	—	—	—	—	—	●
Crest-Liner (Spray-In Liner w/ Painted Interior)	○	○	○	○	○	●	●	●	●	○	○	○	○	○	○	○	○	○	○	○	○	○	○	○
Painted Interior	—	—	—	—	—	—	—	—	—	●	●	●	●	●	●	●	●	●	●	●	●	●	●	—

## MISCELLANEOUS

Camouflage Paint	○	○	○	○	○	—	—	—	○	○	○	○	○	○	○	○	○	○	○	○	○	○	○	○
Bilge Pump	●	●	●	●	●	●	●	●	●	●	●	●	●	●	●	●	●	—	—	—	—	—	—	●
Deck Cleats	●	●	●	●	●	●	●	●	●	●	●	●	●	●	●	●	●	—	—	—	—	—	—	●
Horn	●	●	●	—	—	●	○	○	●	○	○	○	○	○	○	—	—	—	—	—	—	—	—	—
Lock-Track Accessory Gunnel	—	—	—	—	—	—	●	●	—	●	●	●	●	●	●	●	●	●	●	●	●	●	●	●
SureMount Gunnel System	●	●	●	—	—	—	—	—	—	—	—	—	—	—	—	—	—	—	—	—	—	—	—	—
Stainless Steel Bow and Stern Eyes	●	●	●	●	●	●	●	●	●	●	●	●	●	●	●	●	●	●	●	●	●	●	●	●


These are just some of the features and options available. Please see the Crestliner website and your local dealer for more information. Some features/options may change based on layout.

# Color Options

Below are the exterior and interior paint and carpet color options available on the Crestliner models shown on pages 46–61. Not all color options are available on all boats.

\*Printed colors may vary from actual paint and carpet.

## PAINT OPTIONS




Blue Flame Metallic




Charcoal Metallic



Silver Metallic




Red Flame Metallic




Black Metallic




Storm Blue Metallic




Matte Black



White




Sand




Olive Drab



Marsh Tan



Mossy Oak® Breakup




Mossy Oak® Shadowgrass




Real Tree® Hardwood


## INTERIOR PAINT OPTIONS



Crest-Liner Interior Coating



White



Sand




Matte Gray




Olive Drab



Marsh Tan



Mossy Oak® Breakup



Mossy Oak® Shadowgrass



Real Tree® Hardwood

## CARPET SWATCH



Gray Carpet

# SECURE CHOICE



To truly relax and enjoy your time on the water, you need to be confident that you have the right insurance. Boater's Choice is one of the most respected names in boat insurance, offering broad coverage at competitive rates. And you have our guarantee that should you have a claim, our professionals can be reached 24/7 to assist you with prompt, professional and courteous service.

## Exclusive Offer for Crestliner Owners

Boater's Choice is offering **\$10,000** worth of personal effects coverage including fishing equipment free of charge.\*

\* Offer available only on OneBeacon Polices. Underwriting restrictions apply.



For a no obligation quote, give us a call today.

**800-768-2121**

[www.boaterschoiceinsurance.com](http://www.boaterschoiceinsurance.com)



**FORGED WITH STRENGTH. DEFINED BY DURABILITY.**

**9040 QUADAY AVENUE NE  
OTSEGO, MINNESOTA 55330  
PHONE: 866.301.8544**

For additional, model-specific information, visit [crestliner.com](http://crestliner.com) or see your local dealer.

All prices and specifications subject to change. Crestliner reserves the right to discontinue models or change prices, specifications, materials, equipment, color or design at any time without notice and without incurring obligations. Some models are shown with optional features and equipment. Outboard model weights shown in this catalog reflect the approximate weight of the boat only, and do not include weights of the outboard motor or accessories installed. All boats meet or exceed United States Coast Guard regulations, applicable American Boat and Yacht Council standards and are certified by the National Marine Manufacturer's Association. Crestliner is so confident its products define durability that we offer one of the industry's best warranties to back them up. Crestliner was the first to offer a limited LIFETIME hull warranty to the original owner. All main seam welds are covered. Interior support construction carries a limited 10-year warranty. Plus, you get a limited 3-year bow-to-stern warranty on virtually everything else. It gets better...Crestliner's warranty is transferable! When it's time to upgrade to a new Crestliner, you have the option to transfer the warranty to the second owner. Our proven welding techniques and innovations allow us to offer you one of the best warranties in the industry. (Limited Lifetime warranty differs for CRV and CR Jon boats.) Some restrictions apply. For complete details, a copy of our limited warranty is attached to each new boat or may be obtained from your Crestliner dealer. Many boats featured in this catalog are shown with available options. See your dealer for details. Every effort was made to ensure that this information was accurate at the time of printing. Crestliner assumes no responsibility for errors in type, in print or in photos. Please follow the rules of safe boating, be courteous to others and respect the marine environment. Special thanks to Cass Lake Lodge, Cass Lake, MN and Port of Kimberling Marina & Resort, Kimberling City, MO.

©2014 Crestliner / A Brunswick boat company. Printed in USA.



**TAKE ME FISHING™**  
[takeમેફિશિંગ.org](http://takeમેફિશિંગ.org)



Keeping you there.