



**CRESTLINER**<sup>®</sup>  
FORGED WITH STRENGTH. DEFINED BY DURABILITY.



CRESTLINER  
PT 20

MERCURY  
200  
Pro XS





# ***FORGED WITH STRENGTH. DEFINED BY DURABILITY.***

**For over seven decades, we've pushed the limits of possibility with every new Crestliner model. Through each passing year our craftsmen have shaped more than the toughest all-welded aluminum hulls on the water—they've shaped your time on the water. With a relentless commitment to excellence, Crestliner continues to push boundaries by building boats with unrivaled strength, innovative fishing features and superior design. Experience the strongest, most durable fishing boats on the water today.**

2	Advantages
6	PT
10	VT/VTC
16	TC/Storm
18	Intruder
20	Bay
22	Coast Edition
24	Outlook/Arrow
26	Retriever/Retriever Jon Deluxe
28	Retriever Jon/CR Jon
30	Features & Options
32	Specs & Colors

# SOME THINGS ARE JUST BUILT TO PERFORM

**No leaks. No caught lines. No wood. No maintenance.**  
**Countless innovations seamlessly integrated into the design.**  
**Simply put, Crestliner boats are welded to stand the test of time and built to perform.**

## **WELDING PROCESS**

Crestliner uses handcrafted, continuously welded seams on our hull for unbeatable strength, durability and a watertight fit.

## **UNMATCHED STRUCTURAL INTEGRITY**

Under the floor of a Crestliner is a rock solid foundation with an intricate stringer system providing a safe, smooth ride.


## **BROAD BEAM DESIGN**

With an advanced broad beam design, Crestliners have more deck space and larger casting platforms—perfect for fishing all day.

## **WOOD-FREE CONSTRUCTION**

From rugged transoms to solid decking, the Crestliner line up gives you the durability, consistency and quality of 100% aluminum construction.

\*Not all processes, features and statements apply to every Crestliner boat model.



### **1 MULTI X HULL**

Crestliner Mod-V hulls utilize a multi-piece design with formed-in strakes built into the construction and extruded longitudinal ribs under the decking. This produces superior strength, stability and durability.

### **2 EXTRUDED FULL LENGTH KEEL**

The backbone of every Mod-V, the extruded full-length keel is constructed using an interlocking tongue and groove seam construction method, providing strength and a smooth ride. There isn't a boat designed with more precision or durability in mind.



**“When you’re fishing for a living you go with the best! That’s why I run a Crestliner.”**

*John Cox | Crestliner National Pro Team*



## 10 CONSECUTIVE CSI AWARDS



### ENDURING QUALITY

At Crestliner, integrity and passion drives every decision, from the builders who make the boats to the anglers who use them. We take pride in our generations of engineering innovation—designing boats that last generations too.



### INDUSTRY'S STRONGEST WARRANTY

Crestliner was the first to offer a limited lifetime warranty on all mainseam welds and a 3-year bow-to-stern warranty on virtually everything else. Then it got better—allowing Crestliner's warranty to transfer to future owners.

(Warranty differs on CR Jon and CRV Utility boats)



## GET SET WITH ALL NEW CRESTLINER GEAR

▶ See the full collection at [crestliner.com/gear](http://crestliner.com/gear)





# DEFENDING HIS TITLE

Photo courtesy of FLW

**Last year, John Cox dominated his way to an FLW Champion fishing title. It was his third career FLW tour win, and his first at the FLW Wal-Mart Tour's pinnacle event. He's the first pro to ever win a national professional bass tournament championship from an aluminum boat. The victory at the Forrest Wood Cup proved to the fishing world that Crestliner boats meet the needs of a champion.**

"These boats have massive deck space, tons of features and incredible durability—they've got everything I could ever want," says Cox of his pair of Crestliners: a PT 20 and new PT 18. "The aluminum trend is catching on. I think a lot of people are seeing the value of an aluminum boat. I'm seeing more and more Crestliners out there every time I'm on the water. They're more durable and give you access to more places to fish. You just can't ask for a better boat."

This year, Cox has been preparing rigorously to defend his FLW title. "A lot of preparation goes into every time I fish. And that preparation and the practice I put in, that's what I'm hoping makes the difference. It did last year." If history is any indication, John Cox will have no problem fishing his way to the top of the leaderboard for the second consecutive year.

*Follow John's title defense and book a fishing trip at [johncoxprofishing.com](http://johncoxprofishing.com)*



FOR 2017, WE ADDED MORE  
SO YOU CAN GET MORE



## PT 18

With the PT 18, we've upped the ante, bringing you a competitive advantage that immediately elevates your fishing game. The PT 18 comes with everything you'd expect and more in a premium tournament bass boat. There are impressive standard features, like the 33-gallon livewell and ample storage for rods and gear, but dig deeper and you'll see this boat isn't like other bass boats. Built with Crestliner's seamless all-welded aluminum construction that's lighter and more durable than fiberglass, the PT 18 also features a 96" beam, fully featured console, premium seating and a spacious casting deck for the optimal fishing experience.



## VT SERIES

The VT series is a top-flight tournament champion in its own right, and it's only getting better. With a wide-beam hull, console features such as combined gauges and space for electronics, removable rubber storage mats and even optional trim levels, the VT Series is taking your game to the next level.



## ALL NEW VTC SERIES

**To create the ultimate crappie boat, we combined our top-selling bass boat—the VT—with the design of previous TC models. The result is the all-new VTC. Featuring an ideal crappie fishing layout, a wide beam hull and strong performance you have come to expect from the core of the Mod-V line, the VTC is perfect for catching crappies.**

The VTC's all-new layout features a massive front deck that holds three pedestal bases and easily stores all tackle and rods with an additional 13-gallon livewell for your catch. It also includes a port side rod ramp that allows a co-angler a place to store their rods while running; a new carbon fiber style console with black sterling multi-function gauges that allow for more space for electronics; and new removable rubber mats that better remove water from storage areas and are easier to keep clean and dry. Lastly, all VTC models will have an option for upgraded trim levels (see page 30) including such features as two-tone paint, stainless steel cleats and steering wheel, 3D chrome logo, windscreen and mag wheel trailer.



VISIT [CRESTLINER.COM](http://CRESTLINER.COM) FOR MORE INFORMATION AND TO BUILD YOUR OWN

National Pro Team Member John Cox in the PT 20



# PT

20 | 18



# BASS, MEET BOATS.

Every feature on the PT was designed with one purpose in mind: catching more bass. Used in tournaments by pro bass fishermen like Crestliner National Pro Team Member John Cox, the PT 20 and PT 18 are built to make the most out of any trip on the water.

It starts with the hull. Seamless all welded aluminum construction is lighter and far more durable than its fiberglass counterpart,

allowing you to go where others can't. You'll also find a wider, larger bow design with plenty of room for more of everything: more rods, more gear, and even more fish thanks to large aerated, insulated livewells. Add the premium seating and recessed trolling motor foot control, and you've got a series of boats like no other. Welcome a new chapter in Crestliner's lineup, and the next milestone of your professional angling career—only with the PT series.





1

## KEY FEATURES & POPULAR OPTIONS

### 1 SPACIOUS BOW DECK

Demand more. The spacious bow casting deck features center rod storage, port and starboard gear/rod lockers, a massive 96" beam, a recessed trolling motor foot control, space for electronics, pedestal base and additional storage. (PT 20 shown)

### 2 BOW CENTER ROD STORAGE

Lockable center rod storage holds up to 10 rods at 8'6" on the PT 20 and up to 12 rods at 8' capacity on the PT 18. Each includes extra space for tackle boxes and gear on the side. (PT 18 shown)

### 3 PREMIUM CONSOLE

Premium console features detailed instrument panel with multi-function black sterling gauges, switches, 12V power outlet, tool holder, space for 9" electronics and a windscreen. (PT 20 shown)



2



4

### 4 STERN LIVEWELL

The more you can carry, the more you can show. Deep 45-gallon (PT 20) or 33-gallon (PT 18) aerated and fully insulated stern livewells complete with timer, divider and recirculating system keep your trophy bass in prime condition.



3

## MORE FEATURES & OPTIONS

- Premium Helm and Passenger Seating
- Stern Port & Starboard Insulated Storage and Easy to Reach Battery Storage
- Bow Port & Starboard Locking Rod Storage Each Holds 12 rods (PT 20 8'6", PT 18 7' 6" Capacity)
- Pro Seat and Butt Seat
- Folding Center Seat (Doubles as a Step to Stern Deck)\* (PT 20 Only)
- Hot Foot™ Throttle\*
- Custom Ratchet Travel Cover\*
- Boss® Stereo with Bluetooth, USB & 2 Speakers\*
- Port Console with Glove Box & Windscreen\*

\*Optional

▶ For a full video walk-through of the PT, visit [crestliner.com](http://crestliner.com)





PT 18

NEW

**SPECIFICATIONS**

	<b>PT 20</b>		<b>PT 18</b>	
Overall Length	20' 5"	6.22 m	18' 6"	5.64 m
Boat/Motor/Trailer Length	24' 3"	7.39 m	22'	6.71 m
Boat/Motor/Trailer Width	8' 2"	2.49 m	8' 2"	2.49 m
Boat/Motor/Trailer Height	5' 10"	1.78 m	5' 10"	1.78 m
Beam	96"	244 cm	96"	244 cm
Weight (Boat only, dry)	1,567#	711 kg	1,513#	686 kg
Max Weight Capacity	1,363#	618 kg	1,363#	618 kg
Max Person Capacity	4	4	4	4
Max HP Capacity	200	200	150	150
Fuel Capacity	32 gal	121 L	28 gal	106 L
Rod Capacity	34	34	36	36
Max Rod Length (# of rods)	8' 6" (34)	8' 6" (34)	8' (12)	8' (12)

**COLORS & CONFIGURATIONS**

BASE - ACCENT - INTERIOR

-  Black Metallic - Black Metallic - Gray
-  Silver Metallic - Silver Metallic - Gray
-  White - White - Gray
-  Black Metallic - White - Gray\*
-  Silver Metallic - Red Flame Metallic - Gray\*
-  White - Silver Metallic - Gray\*

\*Optional Colors



Side Console



Dual Console

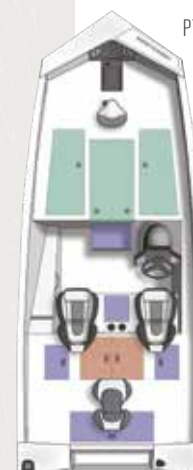
Rod Storage

Storage

Livewell



PT 20



PT 18

Pro Staff Member Carl Roberts in the VT 19 DX



# VT/VTC

19 | 18 | 17 | 19C | 18C | 17C



# GETS YOU WHERE NOTHING ELSE CAN

**If you want to go where the fish are, go where other's boats aren't. This true shallow-water fishing machine can get you there.**

Whether you're competing in a tournament or with your buddies, the VT has all the features you need to crush the competition—and the bass. And for the crappie fishermen, check out the new addition to the VT family, the VTC.

This is a perfect crappie rig sporting an all-new bow layout with three bow pedestal bases. While you're chasing the bite you'll find a lot to love about both boats, like the large amount of rod storage and huge casting decks. Bottom line: the VT and the VTC represent top-flight performance that gives you a competitive edge with every cast, reel and adventure you meet.



National Pro Team Member John Cox in the VT 17



VT 17C



NEW

NEW

NEW

VT 18 DX

**SPECIFICATIONS**

	VT 19		VT 18		VT 17	
Overall Length	19'	5.79 m	18' 5"	5.61 m	17' 6"	5.33 m
Boat/Motor/Trailer Length	21' 6"	6.55 m	21' 6"	6.55 m	19' 11"	6.07 m
Boat/Motor/Trailer Width	8'	2.44 m	8'	2.44 m	8'	2.44 m
Boat/Motor/Trailer Height	5' 10"	1.78 m	5' 10"	1.78 m	5' 9"	1.75 m
Beam	92.25"	234 cm	92.25"	234 cm	92.25"	234 cm
Weight (Boat only, dry)	1,135#	515 kg	1,126#	511 kg	1,106#	502 kg
Max Weight Capacity	1,344#	610 kg	1,223#	555 kg	1,223#	555 kg
Max Person Capacity	4	4	4	4	4	4
Max HP Capacity	150	150	115	115	80	80
Fuel Capacity	21 gal	79.5 L	21 gal	79.5 L	21 gal	79.5 L
Rod Capacity	24	24	24	24	8	8
Max Rod Length (# of rods)	8' 6" (16)	8' 6" (16)	8' (16)	8' (16)	7' 6" (8)	7' 6" (8)

**COLORS & CONFIGURATIONS**

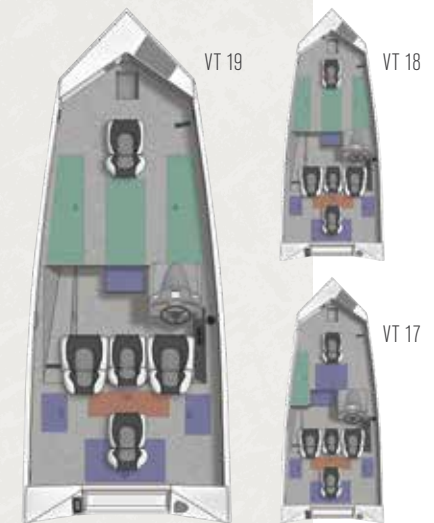
BASE - ACCENT - INTERIOR

- Aluminum - Black Metallic - Gray
- Aluminum - Blue Flame Metallic - Gray
- Aluminum - Red Flame Metallic - Gray
- Aluminum - Silver Metallic - Gray
- Aluminum - White - Gray
- Mossy Oak® Breakup\*
- Mossy Oak® Shadowgrass\*

Interior standard is gray carpet. Optional Crest-Liner interior coating in matte gray available with any standard exterior color. Mad Fish Graphics and Shock Effect Wrap available as special option. Silver Metallic Base available with all accent colors with the DX Trim Level.  
\*Optional colors

**TRIM LEVELS**

- Standard
- DX
- DXP
- Side Console
- Dual Console (VT 19/18)
- Rod Storage
- Storage
- Livewell





## KEY FEATURES & POPULAR OPTIONS

### 1 BOW CASTING DECK

With the VT's large casting decks, you get all-day fishing features including center locking rod storage plus port and starboard gear/rod lockers on the VT 19 and VT 18 with a port rod locker and center storage on the VT 17. (VT 18 Shown)



### 2 STERN CASTING DECK AND 22-GALLON STERN LIVEWELL

A large casting platform with 22-gallon aerated livewell complete with timer is right where you need it, when you need it.

### 3 THREE ACROSS SEATING WITH STORAGE BELOW

Three across seating features a fold-down middle seat as a step to the stern deck. Under the seats is a 60/40 split storage to stow gear and keep items secure.



### 4 NEW! FEATURE-FILLED CONSOLE

The new console on the VT features carbon fiber style instrument panel with multifunction black sterling gauges, switch panel, 12V power outlet, throw tray and Lowrance™ Hook 3x color fish finder (fits 9" electronics). (Shown with windscreen and upgraded steering wheel in the DX Trim Level).



### 5 CUSTOM TRAVEL COVER

Optional custom travel cover attaches securely with its easy on, easy off ratchet strap system.



## MORE FEATURES & OPTIONS

- SureMount Gunnel System with Optional Accessories
- Ergonomic Recessed Trolling Motor Foot Control
- Bow Step with Dry Storage
- Port Console with Windscreen (VT 19/18 only)\*
- DX Trim Level\* (Learn more on page 30)
- DXP Trim Level\* (Learn more on page 30)

\*Optional

▶ For a full video walk-through of the VT, visit [crestliner.com](http://crestliner.com)



1



2



3



4

## KEY FEATURES & POPULAR OPTIONS

### 1 THREE BOW PEDESTALS

Customize the setup of your fishing experience with three bow pedestal bases.

### 2 13-GALLON BOW LIVEWELL WITH BAIT BUCKET

13-gallon aerated livewell with bait bucket is right where you need it, when you need it.

### 3 THREE ACROSS SEATING WITH STORAGE BELOW

Three across seating features a fold-down middle seat as a step to the stern deck. Under the seats is a 60/40 split storage to stow gear and keep items secure.

### 4 BOW STORAGE

Bow features step up storage box, rod and gear storage, 13-gallon aerated livewell and tackle tray storage. (Tackle tray storage is only available on VTC 19/18. VT 18C shown)

## MORE FEATURES & OPTIONS

- New! Feature Filled Console with carbon Fiber Style Panel, Multifunction Gauges, Switch Panel, 12V Power Outlet, Throw Tray and Lowrance™ Hook 3x Color Fish Finder
- Custom Travel Cover with Easy On, Easy Off Ratchet Strap System.\*
- Crest-Liner Interior Coating
- Camouflage Paint
- SureMount Gunnel System with Optional Accessories
- DX Trim Level\* (Learn more on page 30)
- 22-Gallon Stern Aerated Livewell with Timer
- DXP Trim Level\* (Learn more on page 30)
- Port Console (VTC 19/18)\*

\*Optional





VT 17C

NEW

NEW

NEW

VT 19C DX

VT 18C

**SPECIFICATIONS**

	VT 19C		VT 18C		VT 17C	
Overall Length	19'	5.79 m	18' 5"	5.61 m	17' 6"	5.33 m
Boat/Motor/Trailer Length	21' 6"	6.55 m	21' 6"	6.55 m	19' 11"	6.07 m
Boat/Motor/Trailer Width	8'	2.44 m	8'	2.44 m	8'	2.44 m
Boat/Motor/Trailer Height	5' 10"	1.78 m	5' 10"	1.78 m	5' 9"	1.75 m
Beam	92.25"	234 cm	92.25"	234 cm	92.25"	234 cm
Weight (Boat only, dry)	1,135#	515 kg	1,126#	511 kg	1,106#	502 kg
Max Weight Capacity	1,344#	610 kg	1,223#	555 kg	1,223#	555 kg
Max Person Capacity	4	4	4	4	4	4
Max HP Capacity	150	150	115	115	80	80
Fuel Capacity	21 gal	79.5 L	21 gal	79.5 L	21 gal	79.5 L
Rod Capacity	16	16	16	16	8	8
Max Rod Length (# of rods)	8' 6" (16)	8' 6" (16)	8' (16)	8' (16)	7' 6" (8)	7' 6" (8)

**COLORS & CONFIGURATIONS**

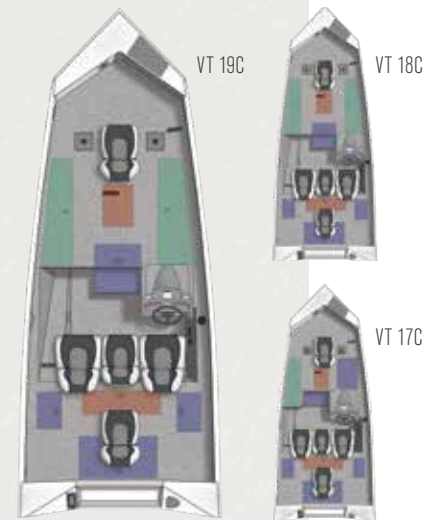
**BASE - ACCENT - INTERIOR**

- Aluminum - Black Metallic - Gray
- Aluminum - Blue Flame Metallic - Gray
- Aluminum - Red Flame Metallic - Gray
- Aluminum - Silver Metallic - Gray
- Aluminum - White - Gray
- Mossy Oak® Breakup\*
- Mossy Oak® Shadowgrass\*

Interior standard is gray carpet. Optional Crest-Liner interior coating in matte gray available with any standard exterior color. Mad Fish Graphics and Shock Effect Wrap available as special option. Silver Metallic Base available with all accent colors with the DXP Trim Level.  
\*Optional colors

**TRIM LEVELS**

- Standard
- DX
- DXP
- Side Console
- Dual Console (VTC 19/18)
- Rod Storage
- Storage
- Livewell





TC 18 DXP

## YOUR TOURNAMENT COMPANION

This competition-ready crappie boat features everything you need to own the leaderboard, like a wide-open casting deck and spacious livewells.

### 1 NEW! FEATURE-FILLED CONSOLE


The new console on the TC features carbon fiber style instrument panel with multifunction black sterling gauges, switch panel, 12V power outlet, throw tray and Lowrance™ Hook 3x color fish finder (fits 9" electronics). (Shown with windscreen and upgraded steering wheel in the DXP Trim Level).

### 2 PORT ROD STORAGE

Hold up to eight 9' rods

### 3 BOW DECK

Features three pedestal bases and 22-gallon livewell



### SPECIFICATIONS

	TC 18	
Overall Length	18' 3"	5.56 m
Boat/Motor/Trailer Length	21' 6"	6.55 m
Boat/Motor/Trailer Width	8'	2.44 m
Boat/Motor/Trailer Height	5' 10"	1.78 m
Beam	92.25"	234 cm
Weight (Boat only, dry)	1,126#	511 kg
Max Weight Capacity	1,223#	555 kg
Max Person Capacity	4	4
Max HP Capacity	115	115
Fuel Capacity	21 gal	79.5 L
Rod Capacity	8	8
Max Rod Length (# of rods)	9' (8)	9' (8)

### COLORS & CONFIGURATIONS

#### BASE - ACCENT - INTERIOR

- Aluminum - Black Metallic - Gray
- Aluminum - Blue Flame Metallic - Gray
- Aluminum - Red Flame Metallic - Gray
- Aluminum - Silver Metallic - Gray
- Aluminum - White - Gray
- Mossy Oak® Breakup\*
- Mossy Oak® Shadowgrass\*

Interior standard is gray carpet. Optional Crest-Liner interior coating in matte gray available with any standard exterior color. Mad Fish Graphics and Shock Effect Wrap available as special option. Silver Metallic Base available with all accent colors with the DXP Trim Level.  
\*Optional colors

#### TRIM LEVELS

- Standard
- DX
- DXP
- Side Console
- TC 18
- Rod Storage
- Storage
- Livewell





1700 Storm



# STORM

1700 | 1600

## AS DEPENDABLE AS YOUR PASSION FOR FISHING

With plenty of storage and fishing features, the Storm is the perfect, affordable, dependable fishing machine.



1



2



3

### 1 BOW LIVEWELL

16-gallon aerated with bait bucket.

### 2 CONSOLE

Console includes switch panel, cup holder and Lowrance™ Hook 3x color fish finder so you can stay on the fish all day.

### 3 PORT ROD STORAGE

Locking port rod storage holds five 8' rods.

## MORE FEATURES & OPTIONS

- Under Seating Storage
- MotorGuide™ X3 FW45FB 45" 12V Trolling Motor



▶ For a full video walk-through of the Storm, visit [crestliner.com](http://crestliner.com)

### SPECIFICATIONS

	1700 STORM		1600 STORM	
Overall Length	17'	5.18 m	16'	4.87 m
Boat/Motor/Trailer Length	19' 4"	5.89 m	19'	5.79 m
Boat/Motor/Trailer Width	6' 6"	1.98 m	6' 6"	1.98 m
Boat/Motor/Trailer Height	5' 8"	1.72 m	5' 8"	1.72 m
Beam	75"	191 cm	75"	191 cm
Weight (Boat only, dry)	670#	304 kg	610#	277 kg
Max Weight Capacity	1,101#	499 kg	936#	425 kg
Max Person Capacity	4	4	3	3
Max HP Capacity	60	60	50	50
Fuel Capacity	12 gal**	45 L	6 gal**	22.5 L
Rod Capacity	5	5	5	5
Max Rod Length (# of rods)	8' (5)	8' (5)	8' (5)	8' (5)

\*\*Portable

### COLORS & CONFIGURATIONS

- BASE - ACCENT - INTERIOR
- Aluminum - Aluminum - Gray
  - Aluminum - Black Metallic - Gray\*
  - Aluminum - Blue Flame Metallic - Gray\*
  - Aluminum - Red Flame Metallic - Gray\*
  - Aluminum - Silver Metallic - Gray\*
  - Aluminum - White - Gray\*
  - Mossy Oak® Breakup\*
  - Mossy Oak® Shadowgrass\*

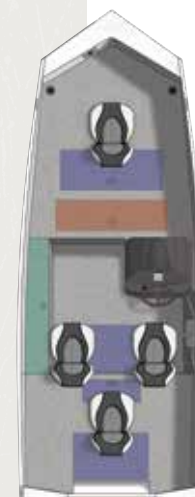
Interior standard is gray carpet. Optional Crest-Liner interior coating in matte gray available with any optional exterior color. \*Optional colors

Side Console

1700  
See [crestliner.com](http://crestliner.com) for additional floorplans

Rod Storage  
Storage

Livewell





2200 Intruder



Pro Staff Member Matt Davis in the 2000 Intruder

# INTRUDER

2200 | 2000

## TOUGHER CATCH, BIGGER THRILL

Get a competition-honed, tournament ready advantage. This fishing machine is capable of catching every species in the water, from trophy catfish and beyond.

With the Intruder, you'll experience all-day fishing performance with wide-open casting decks, durable Crest-Liner interior coating and a massive livewell. And don't let the Intruder's brawn steer you from the comforts that make fishing from it such a thrill. Take adventure head-on with Crestliner's Intruder series.

### SPECIFICATIONS

	2200 INTRUDER	
Overall Length	22' 3"	6.78 m
Boat/Motor/Trailer Length	28'	8.53 m
Boat/Motor/Trailer Width	8' 9"	2.67 m
Boat/Motor/Trailer Height	7' 6"	2.29 m
Beam	96"	2.44 m
Weight (Boat only, dry)	2,134#	968 kg
Max Weight Capacity	1,974#	895 kg
Max Person Capacity	8	8
Max HP Capacity	250	250
Fuel Capacity	41 gal	155 L
Rod Capacity	9	9
Max Rod Length (# of rods)	Vertical (6)	Vertical (6)

### 2000 INTRUDER

	2000 INTRUDER	
Overall Length	20'	6.10 m
Boat/Motor/Trailer Length	26' 6"	8.08 m
Boat/Motor/Trailer Width	8' 9"	2.67 m
Boat/Motor/Trailer Height	7' 6"	2.29 m
Beam	96"	244 cm
Weight (Boat only, dry)	1,703#	772 kg
Max Weight Capacity	1,613#	731 kg
Max Person Capacity	6	6
Max HP Capacity	175	175
Fuel Capacity	41 gal	155 L
Rod Capacity	9	9
Max Rod Length (# of rods)	Vertical (6)	Vertical (6)

### COLORS & CONFIGURATIONS

#### BASE - ACCENT - INTERIOR

-  Matte Black - Matte Black - Matte Gray
-  Black Metallic - Black Metallic - Matte Gray\*
-  Blue Flame Metallic - Blue Flame Metallic - Matte Gray\*
-  Red Flame Metallic - Red Flame Metallic - Matte Gray\*
-  Silver Metallic - Silver Metallic - Matte Gray\*

Mad Fish Graphics available as special option.  
Interior Standard is Crest-Liner Interior Coating.  
\*Optional Colors

2200  
See [crestliner.com](http://crestliner.com) for additional floorplans



Rod Storage

Storage

Livewell





## KEY FEATURES & POPULAR OPTIONS

### 1 LARGE STERN LIVEWELL

The Intruder series features our largest livewells to keep even the biggest catch, 100-gallons (64") on the 2200 and 80-gallon (60") on the 2000.

### 2 SPACIOUS LAYOUT

Spacious cockpit layout includes large bow and stern casting decks.

### 3 FIBERGLASS REINFORCED CONSOLE

The fiberglass-reinforced console features instrument panel, 12V power outlet, drink holder, throw tray and space for 10" electronics.

### 4 BOW DECK STORAGE

Bow deck features three large storage compartments, forward anchor locker and pedestal base for comfortable, worry free fishing.

## MORE FEATURES & OPTIONS

- Port Console and Walk-Through Windshield
- Port Rod Locker (3 rods at 9', 2200)  
(3 rods at 8', 2000)
- Crest-Liner Interior Coating
- Bow Step-Up Dry Storage Compartment
- 22-gallon Aerated Center Bow Baitwell with Timer\*
- Helm & Passenger Reclining Seats with Armrests\*
- Vertical Rod Holders (holds 6 rods)\*
- Catfish Edition Package (comes with 22-gallon aerated center bow baitwell with timer, washdown system, 12V bow power outlet, ratchet straps & Catfish Edition hull designator)\*

\*Optional





# 2200 BAY

## COMFORTABLY NAVIGATE THE OPEN POSSIBILITIES

Engineered for inter-coastal fishing, the 2200 Bay features everything you need to confidently steer through big water. Armed with a premium fiberglass center console, roomy deck with jump seats and full walk-around space, the 2200 Bay is the ultimate big water boat.



### 1 PREMIUM FIBERGLASS CENTER CONSOLE

### 2 NEW! FULL BOW CASTING DECK

#### MORE FEATURES & OPTIONS

- Ample Seating
  - Stainless Steel Flip Up Cleats\*
  - Captain's Package\*
  - T-Top features storage, lights and 4 rocket launcher rod holders\*
- \*Optional



#### SPECIFICATIONS

	2200 BAY	
Overall Length	22' 3"	6.78 m
Boat/Motor/Trailer Length	28'	8.53 m
Boat/Motor/Trailer Width	8' 10"	2.69 m
Boat/Motor/Trailer Height	7' 6"	2.28 m
Beam	98"	249 cm
Weight (Boat only, dry)	1,912#	868 kg
Max Weight Capacity	1,923#	872 kg
Max Person Capacity	8	8
Max HP Capacity	200	200
Fuel Capacity	41 gal	155 L
Rod Capacity	10	10
Max Rod Length (# of rods)	Vertical (6)	Vertical (6)

#### COLORS & CONFIGURATIONS

BASE - ACCENT - INTERIOR
White - White - White
Sand - Sand - Sand
White - Black Metallic - White*
White - Blue Flame Metallic - White*
White - Red Flame Metallic - White*
Sand - Black Metallic - Sand*
Sand - Blue Flame Metallic - Sand*
Sand - Red Flame Metallic - Sand*

Interior Standard is Crest-Liner Interior Coating.  
\* Optional colors

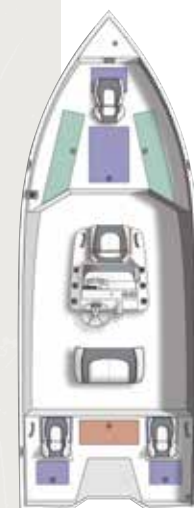
#### 2200

See [crestliner.com](http://crestliner.com) for additional floorplans

Rod Storage

Storage

Livewell







# 2000 BAY

## THE PERFECT FISH IS OUT THERE. THE PERFECT BOAT IS RIGHT HERE.

Break into big water with complete confidence in the 2000 Bay. A class all its own, you'll immediately notice the unmatched stability and smooth, steady ride provided by Crestliner's legendary all-welded aluminum hull.



**1 REVERSE SHEER BOW AND UNIQUE TRANSOM**

**2 FIBERGLASS CENTER CONSOLE**

**3 BOW & STERN LIVEWELLS**

### MORE FEATURES & OPTIONS

- Ample Seating
- Captain's Package\*
- Washdown System\*
- Spacious Bow Deck

\*Optional



### SPECIFICATIONS

	2000 BAY	
Overall Length	20' 5"	6.22 m
Boat/Motor/Trailer Length	26'	7.92 m
Boat/Motor/Trailer Width	8'	2.44 m
Boat/Motor/Trailer Height	7'	2.13 m
Beam	96"	244 cm
Weight (Boat only, dry)	1,610#	730 kg
Max Weight Capacity	1,508#	684 kg
Max Person Capacity	6	6
Max HP Capacity	150	150
Fuel Capacity	32 gal	121 L
Rod Capacity	14	14
Max Rod Length (# of rods)	Vertical (6)	Vertical (6)

### COLORS & CONFIGURATIONS

- BASE - ACCENT - INTERIOR
- White - White - White
  - Sand - Sand - Sand
  - White - Black Metallic - White\*
  - White - Blue Flame Metallic - White\*
  - White - Red Flame Metallic - White\*
  - Sand - Black Metallic - Sand\*
  - Sand - Blue Flame Metallic - Sand\*
  - Sand - Red Flame Metallic - Sand\*
  - Mossy Oak Breakup\*
  - Mossy Oak Shadowgrass\*

Interior Standard is Crest-Liner Interior Coating. Camouflage paint available as special option.

\* Optional colors

2000  
See [crestliner.com](http://crestliner.com) for additional floorplans  
Rod Storage  
Storage  
Livewell





1800 Coast Edition



2000 Coast Edition

# COAST EDITION

2000 | 1800

## ADD SOME PREDICTABILITY TO YOUR DAY

### The open water is anything but predictable.

Winds and temperature can make or break a successful day of fishing. So get to your favorite spots with absolute confidence in the Coast Edition. With all-welded aluminum hull construction, you've got durability and dependability on your side for every launch. And you can enjoy all-day angling in comfort with a tall, curved center console, vertical rod holders and ample seating and storage.

### SPECIFICATIONS

Overall Length  
Boat/Motor/Trailer Length  
Boat/Motor/Trailer Width  
Boat/Motor/Trailer Height  
Beam  
Weight (Boat only, dry)  
Max Weight Capacity  
Max Person Capacity  
Max HP Capacity  
Fuel Capacity  
Rod Capacity  
Max Rod Length (# of rods)

### 2000 COAST EDITION

20' 6.09 m  
26' 7.92 m  
8' 2.43 m  
7' 2.13 m  
96" 244 cm  
1,125# 510 kg  
1,862# 845 kg  
7  
150  
19 gal 72 L  
10  
Vertical  
(6)

### 1800 COAST EDITION

18' 5.48 m  
21' 6.40 m  
8' 2.43 m  
6' 10" 2.08 m  
96" 244 m  
970# 440 kg  
1578# 716 kg  
7  
115  
19 gal 72 L  
10  
Vertical  
(6)

### COLORS & CONFIGURATIONS

BASE - ACCENT - INTERIOR

White - White - White

Sand - Sand - Sand

White - Blue Flame Metallic - White\*

White - Red Flame Metallic - White\*

Sand - Blue Flame Metallic - White\*

Sand - Red Flame Metallic - White\*

Interior Standard is Crest-Liner Interior Coating.

\* Optional colors

2000

See [crestliner.com](http://crestliner.com) for additional floorplans

Rod Storage

Storage

Livewell





## KEY FEATURES & POPULAR OPTIONS

### 1 CENTER CONSOLE

A tall, curved aluminum console features space for top mount electronics, a 12-V power outlet, fuel gauge and vertical rod holders for up to 6 rods.

### 2 AMPLE SEATING

Leaning post with fold down foot rest and stern deck cushions for additional seating.

### 3 LOCKING PORT ROD STORAGE

Locking port rod storage holds up to four 6'6" rods on the 1800 and four 7'6" on the 2000.

### 4 BOW AERATED LIVEWELL

You'll find a 16-gallon aerated livewell with bait bucket in the bow, right where you need it.

### 5 BOW STORAGE

Keep gear safely out of sight, with ample bow storage.

## MORE FEATURES & OPTIONS

- Crest-Liner Interior Coating\*
- Locking Starboard Storage Compartment
- Lock Track Gunnel System with Optional Accessories
- Cushioned 48-Quart Cooler (located in front of the console)
- Stainless Steel Flip-Up Cleats\*
- Washdown System\*
- Automatic Bilge Pump\*

\*Optional



1657 Outlook SS



# OUTLOOK

1657 T | 1657 SS

## TAKE CONTROL OF YOUR DAY ON THE WATER

The Outlook serves as many fishermen's top choice for on-demand stealth. Maximize every moment from inside the Outlook from Crestliner.



### 1 STARBOARD LOCKING ROD STORAGE

Locking starboard rod storage holds four rods up to 9' in length.

### 2 11-GALLON PORT SIDE LIVEWELL

Aerated livewell with removable bait bag.

### 3 DELUXE SEAT WITH STORAGE BOX

### MORE FEATURES & OPTIONS

- MotorGuide® X3 45" 12V Trolling Motor
- Lowrance® Hook 3x Color Fishfinder
- Center Deluxe Seat with Storage Below\*

\*Optional



1657 Outlook T

### SPECIFICATIONS

Overall Length	16'	4.88 m
Boat/Motor/Trailer Length	19'	5.79 m
Boat/Motor/Trailer Width	6' 6"	1.98 m
Boat/Motor/Trailer Height	5' 8"	1.72 m
Beam	78"	198 cm
Weight (Boat only, dry)	720#	327 kg
Max Weight Capacity	1,101#	499 kg
Max Person Capacity	4	4
Max HP Capacity	50	50
Fuel Capacity	12 gal**	45 L
Rod Capacity	4	4
Max Rod Length (# of rods)	9' (4)	9' (4)

### 1657 TILLER

Overall Length	16'	4.88 m
Boat/Motor/Trailer Length	19'	5.79 m
Boat/Motor/Trailer Width	6' 6"	1.98 m
Boat/Motor/Trailer Height	5' 8"	1.72 m
Beam	78"	198 cm
Weight (Boat only, dry)	720#	327 kg
Max Weight Capacity	1,101#	499 kg
Max Person Capacity	4	4
Max HP Capacity	50	50
Fuel Capacity	12 gal**	45 L
Rod Capacity	4	4
Max Rod Length (# of rods)	9' (4)	9' (4)

\*\*Portable

### 1657 STICK STEER

Overall Length	16'	4.88 m
Boat/Motor/Trailer Length	19'	5.79 m
Boat/Motor/Trailer Width	6' 6"	1.98 m
Boat/Motor/Trailer Height	5' 8"	1.73 m
Beam	78"	198 cm
Weight (Boat only, dry)	737#	334 kg
Max Weight Capacity	1,101#	499 kg
Max Person Capacity	4	4
Max HP Capacity	50	50
Fuel Capacity	12 gal**	45 L
Rod Capacity	4	4
Max Rod Length (# of rods)	9' (4)	9' (4)

### COLORS & CONFIGURATIONS

- BASE - ACCENT - INTERIOR
- Aluminum - Aluminum - Gray
  - Aluminum - Black Metallic - Gray\*
  - Aluminum - Blue Flame Metallic - Gray\*
  - Aluminum - Red Flame Metallic - Gray\*
  - Aluminum - Silver Metallic - Gray\*
  - Aluminum - White - Gray\*
  - Mossy Oak® Breakup\*
  - Mossy Oak® Shadowgrass\*

Interior standard is gray carpet. Silver Metallic Base available with all accent colors as a special option. Optional Crest-Liner interior coating in matte gray available with any standard exterior color. \*Optional Colors





# STRIKE FROM A NEW PERSPECTIVE

Outfitted with an elevated deck that puts you a full 18" above the gunnel, the Arrow allows you to stalk your prey from high above the water.

## 1 BOWFISHING DECK

Includes two pedestal floor bases, four mounting straps, drink and arrow holder station and center space to mount a trolling motor.

## 2 ALUMINUM CENTER CONSOLE

### MORE FEATURES & OPTIONS

- Lock Track Gunnel System with Optional Accessories
- Washdown System\*
- Sponson Pods for Enhanced Performance and Stability
- Crest-Liner Interior Coating\*
- Camouflage Paint\*

\*Optional



# ARROW

2000 | 1800

## SPECIFICATIONS

	2000 ARROW		1800 ARROW	
Overall Length	20'	6.09 m	18'	5.48 m
Boat/Motor/Trailer Length	26'	7.92 m	26'	7.92 m
Boat/Motor/Trailer Width	8'	2.43 m	8'	2.43 m
Boat/Motor/Trailer Height	6' 10"	2.08 m	6' 10"	2.08 m
Beam	96"	244 m	96"	244 m
Weight (Boat only, dry)	1,344#	610 kg	1,288#	584 kg
Max Weight Capacity	1,322#	600 kg	1,300#	590 kg
Max Person Capacity	4	4	4	4
Max HP Capacity	150	150	115	115
Fuel Capacity	19 gal	72 L	19 gal	72 L
Rod Capacity	6	6	6	6
Max Rod Length (# of rods)	Vertical (6)	Vertical (6)	Vertical (6)	Vertical (6)

## COLORS & CONFIGURATIONS

- Olive Drab
- Marsh Tan
- Mossy Oak® Breakup\*
- Mossy Oak® Shadowgrass\*

Crest-Liner interior coating available as special option with any paint color.  
\*Optional color

- 2000
- See [crestliner.com](http://crestliner.com) for additional floorplans
- Rod Storage
- Storage
- Livewell







2070 Retriever CC



1860 Retriever SC

# RETRIEVER SC/CC

2070 | 1860 | 1756 | 1650



1



2



3

## FEED YOUR PASSION

Take the toughest hunt head-on. Built with bravery and unrivaled Mod-V all-welded aluminum hull construction, every launch will be just as stable and dependable as the last.

1 **16-GALLON BOW LIVEWELL**

2 **LOCK TRACK GUNNEL SYSTEM**

3 **ALUMINUM CONSOLE (CC SHOWN)**

### MORE FEATURES & OPTIONS

- ▮ Port Rod Rack (4 rods up to 7')
- ▮ Deluxe Fishing Seats\*
- ▮ Bow & Stern Storage
- ▮ Tunnel Hull for enhanced jet-engine performance (1860 CC)\*
- ▮ Gunbox with Rod Tubes and Cushion (SC)\*

\*Optional

▶ **For a full video walk-through of the Retriever, visit [crestliner.com](http://crestliner.com)**

### SPECIFICATIONS

	2070 CC/SC		1860 CC/SC		1756		1650 SC	
Overall Length	20'	6.09 m	18'	5.48 m	17'	5.18 m	16'	4.87 m
Boat/Motor/Trailer Length	23'	7.01 m	21'	6.40 m	19' 6"	5.94 m	18' 6"	5.64 m
Boat/Motor/Trailer Width	8'	2.43 m	8'	2.43 m	6' 10"	2.08 m	6' 7"	2.00 m
Boat/Motor/Trailer Height	6' 10"	2.08 m	6' 10"	2.08 m	5' 8"	1.72 m	5' 8"	1.72 m
Beam	96"	244 cm	85"	216 cm	80"	203 cm	74"	188 cm
Weight (Boat only, dry)	1,125#	510 kg	970#	440 kg	730#	331 kg	680#	308 kg
Max. Weight Capacity	1,862#	844 kg	1,578#	715 kg	1,260#	572 kg	1,001#	454 kg
Max. Person Weight Capacity	7	7	7	7	5	5	4	4
Max. HP Capacity	150	150	90	90	75	75	60	60
Fuel Capacity	19 gal	72 L	19 gal	72 L	19 gal	72 L	Portable	Portable
Rod Capacity	10 (CC) 7 (SC)	10 (CC) 7 (SC)	10 (CC) 7 (SC)	10 (CC) 7 (SC)	7	7	7	7
Max Rod Length (# of rods)	Vertical (6 CC) (3 SC)	Vertical (6 CC) (3 SC)	Vertical (6 CC) (3 SC)	Vertical (6 CC) (3 SC)	Vertical (3)	Vertical (3)	Vertical (3)	Vertical (3)


### COLORS & CONFIGURATIONS

- ▮ Olive Drab
- ▮ Marsh Tan
- ▮ Mossy Oak® Breakup\*
- ▮ Mossy Oak® Shadowgrass\*

Crest-Liner interior coating available as special option with any paint color.  
\*Optional color

See [crestliner.com](http://crestliner.com) for additional floorplans

- ▮ Rod Storage
- ▮ Storage
- ▮ Livewell







# RETRIEVER JON DELUXE



## A WELL-CRAFTED REASON TO GET OUT ON THE WATER

Built from the hull up with everyday duty and storage at the forefront of design, you'll take on rugged waters and hidden bays with ease.

- 1 **BOW DECK WITH 16-GALLON LIVEWELL AND STORAGE**
- 2 **WINGED BENCH**
- 3 **QUICK ACCESS STARBOARD ROD RACK ACCOMMODATES THREE RODS**

### MORE FEATURES & OPTIONS

- Lock Track Gunnel System with Optional Accessories
- Gunbox with Rod Tubes and Cushion\*

\*Optional

1860 | 1756 | 1650

### SPECIFICATIONS

	1860		1756		1650	
Overall Length	18'	5.49 m	16' 10"	5.13 m	16'	4.87 m
Boat/Motor/Trailer Length	21'	6.40 m	19' 6"	5.94 m	18' 6"	5.64 m
Boat/Motor/Trailer Width	8'	2.43 m	6' 10"	2.08 m	6' 7"	2.00 m
Boat/Motor/Trailer Height	6' 10"	2.08 m	5' 8"	6.85 m	5' 8"	1.72 m
Beam	85"	216 cm	80"	203 cm	74"	188 cm
Weight (Boat only, dry)	723#	328 kg	640#	290 kg	565#	256 kg
Max Weight Capacity	1,659#	753 kg	1,300#	590 kg	1,051#	477 kg
Max Person Capacity	6	6	5	5	4	4
Max HP Capacity	75	75	60	60	50	50
Fuel Capacity	Portable	Portable	Portable	Portable	Portable	Portable
Rod Capacity	3	3	3	3	3	3
Max Rod Length (# of rods)	7' (3)	7' (3)	7' (3)	7' (3)	7' (3)	7' (3)

### COLORS & CONFIGURATIONS

- Olive Drab
- Marsh Tan
- Mossy Oak® Breakup\*
- Mossy Oak® Shadowgrass\*

Crest-Liner interior coating available as special option with any paint color.  
\*Optional color

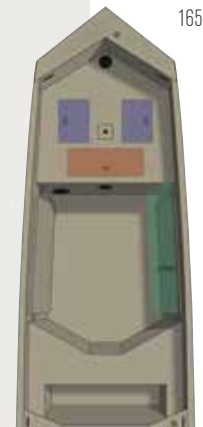
- Rod Storage
- Storage
- Livewell



1860



1756



1650

1650 Retriever Jon



# RETRIEVER JON

2070 | 1860 | 1756 | 1650 | 1546

## CONSIDER IT ESSENTIAL HUNTING GEAR

Whether you're fishing or hunting, the unshakable stability of the Retriever Jon represents well-made reliability by your side with every launch. It's all thanks to Crestliner's legendary all-welded aluminum hull construction.



**1 AFT BENCH & BUILT IN FLOOR**

**2 ELEVATED BOW CASTING DECK**

**3 LOCK TRACK GUNNEL SYSTEM**

### MORE FEATURES & OPTIONS

- All-Welded Aluminum Floor, Decks and Transom
  - Side Console Steering Configuration\*
  - Gunbox\*
  - Crest-Liner Interior Coating\*
  - Camouflage Paint\*
- \*Optional

#### SPECIFICATIONS

	2070		1860		1756		1650		1546	
Overall Length	20'	6.10 m	18'	5.48 m	17'	5.18 m	16'	4.88 m	15' 1"	4.59 m
Boat/Motor/Trailer Length	23'	7.01 m	21'	6.40 m	19' 6"	5.94 m	18' 6"	5.64 m	18'	5.49 m
Boat/Motor/Trailer Width	8'	2.43 m	8'	2.43 m	6' 10"	2.08 m	6' 7"	2.01 m	6"	1.82 m
Boat/Motor/Trailer Height	6' 10"	2.08 m	6' 10"	2.08 m	5' 8"	1.72 m	5' 8"	1.73 m	5' 8"	1.72 m
Beam	96"	244 cm	85"	216 cm	80"	203 cm	80"	203 cm	70"	178 cm
Weight (Boat only, dry)	710#	322 kg	601#	273 kg	545#	247 kg	460#	209 kg	290#	132 kg
Max Weight Capacity	1,900#	862 kg	1,600#	726 kg	1,151#	522 kg	1,051#	477 kg	825#	374 kg
Max Person Capacity	7	7	6	6	5	5	4	4	4	4
Max HP Capacity	75	75	60	60	50	50	40	40	25	25
Fuel Capacity	Portable	Portable	Portable	Portable	Portable	Portable	Portable	Portable	Portable	Portable

#### COLORS & CONFIGURATIONS

- Olive Drab
- Marsh Tan
- Mossy Oak® Breakup\*
- Mossy Oak® Shadowgrass\*

Crest-Liner interior coating available as special option with any paint color.  
\*Optional color

2070  
See [crestliner.com](http://crestliner.com) for additional floorplans







# CR JON

1852 | 1648 | 1448 | 1436 | 1236 | 1232 | 1040 | 1032

## A WORKHORSE ON WATER

Whether you hit the water with fishing or a heavy-duty task in mind, this is the boat to answer. Get more done with the CR Jon from Crestliner.

### COLORS & CONFIGURATIONS

- Olive Drab
- Marsh Tan

See [crestliner.com](http://crestliner.com) for additional floorplans

L = Light Model

M = Modified-V Bow

T = Tall Transom (20")



1852 MT



1032

SPECIFICATIONS	1852MT		1648/M/MT/T		1448/M/MT/T		1436/L		1236		1232		1040		1032	
Overall Length	18'	5.48 m	15' 10"	4.82 m	14'	4.27 m	14'	4.27 m	11' 11"	3.63 m	11' 10"	3.60 m	10'	3.04 m	10'	3.04 m
Beam	75"	191 cm	70"	178 cm	70"	178 cm	57"	145 cm	56"	142 cm	48"	122 cm	56"	142 cm	48"	122 cm
Chine Width	52"	132 cm	48"	122 cm	48"	122 cm	36"	91 cm	36"	91 cm	32"	81 cm	40"	102 cm	32"	81 cm
Side Depth	21"	53 cm	21"	53 cm	19" (1448/T) 21" (M/MT)	48 cm (1448/T) 53 cm (M/MT)	17"	43 cm	17"	43 cm	16"	41 cm	16"	41 cm	16"	41 cm
Transom Height	20"	51 cm	15" (1648/M) 20" (MT/T)	38 cm (1648/M) 51 cm (MT/T)	15" (1448/M) 20" (MT/T)	38 cm (1448/M) 51 cm (MT/T)	15"	38 cm	15"	38 cm	15"	38 cm	15"	38 cm	15"	38 cm
Weight (Boat only, dry)	475#	215 kg	275#	125 kg	260#	118 kg	145# (L) 185#	66 kg (L) 85 kg	140#	63 kg	90#	41 kg	87#	39 kg	80#	36 kg
Max Weight Capacity	1,375#	624 kg	973#	442 kg	825#	375 kg	560# (L) 675#	254 kg (L) 306 kg	527#	239 kg	389#	176 kg	325#	147 kg	275#	125 kg
Max Person Capacity	6	6	4	4	4	4	3	3	3	3	2	2	3	3	2	2
Max HP Capacity	40	40	35	35	25	25	15 (L) 20	15 (L) 20	10	10	3.5	3.5	5	5	3	3

# FEATURES & OPTIONS

Below are just some of the features and options available to tailor your Crestliner to your personal style of boating and fishing. For more information visit [crestliner.com](http://crestliner.com). *\*Not all features are available on all boats.*



## DELUXE SEATS

Extra wide for added comfort and stability. The cushioned backrest conveniently folds down.



## CAMOUFLAGE DELUXE SEATS

The same comfort and features found in the Deluxe seats available in Mossy Oak® Shadowgrass and Breakup.



## GUN BOX

Spacious, versatile and lockable storage for fishing rods and hunting equipment such as guns and ammo.



## SUREMOUNT GUNNEL ACCESSORY SYSTEM

Removable SureMount aluminum accessory brackets let you slide your favorite accessories along the gunnel for perfect placement without drilling.



## LOCK TRACK GUNNEL ACCESSORY SYSTEM

A channel along the gunnel clasps accessories, including a cleat/blind tie down shown. Lock Track accessories match body paint.



## TRAVEL COVER WITH RATCHET STRAPS

The snug, custom-cut travel cover attaches securely with ratchet straps.



## SHOCK EFFECT WRAP

The Shock Effect Wrap has a dynamic look that says serious fishing.



## DX TRIM LEVEL

Optional DX Trim Level Package including DX hullside designator, windscreen, black sport steering wheel, SureMount accessory mounting bracket (1), latch for bow step storage, automatic bilge pump, recirculating livewell pump, insulated livewell and storage compartment lids, upgraded trolling motor with trolling motor outlet harness, and a premium trailer with mag wheels, steel fenders and ratchet tie downs. (VT, VTC, TC)



## DXP TRIM LEVEL

Optional DXP Trim Level including DXP hullside designator, 3D chrome hullside Crestliner logo, domed interior gunnel Crestliner logo (2), stainless steel flip up cleats, windscreen, upgraded stainless steel steering wheel, SureMount accessory mounting bracket (2), latch for bow step storage, automatic bilge pump, recirculating livewell pump, insulated livewell and storage compartment lids, 3 bank battery charger, two tone hullside paint, upgraded trolling motor with trolling motor outlet harness, and a premium trailer with mag wheels, steel fenders and ratchet tie downs. (VT, VTC, TC)



	PT		VT			VTC			TC	STORM		INTRUDER		BAY		COAST EDITION		OUTLOOK	ARROW			RETRIEVER SC/CC						RETRIEVER JON DELUXE			RETRIEVER JON				
	20	18	19	18	17	19C	18C	17C	18	1700	1600	2200	2000	2200	2000	2000	1800	1657	2000	1800	2070 CC	2070 SC	1860 CC	1860 SC	1756 SC	1650 SC	1860	1756	1650	2070	1860	1756	1650	1546	
<b>CONSOLE</b>																																			
Console Configurations Offered	SC/DC	SC/DC	SC/DC	SC/DC	SC	SC/DC	SC/DC	SC	SC	SC	SC	WT	WT	CC	CC	CC	CC	SS/TL	CC	CC	CC	SC	CC	SC	SC	SC	TL	TL	TL	TL/SC	TL/SC	TL/SC	TL/SC	TL/SC	
<b>SEATING</b>																																			
Standard Seating	MB/PS/BT	MB/PS/BT	MB/DL	MB/DL	MB/DL	MB/DL	MB/DL	MB/DL	MB/DL	FD	FD	PS	PS	FC/JS/LP/DL	FC/JS/LP/DL	LP/CS/SC	LP/CS/SC	DS	LP/SC	LP/SC	SC/DL	DL	SC/DL	DL	DL	DL	AB	AB	AB	AB	AB	AB	AB	AB	
Optional Seating	BT/PS	BT/PS	-	-	-	-	-	-	-	-	-	PS/RC	PS/RC	DL	DL	DL	DL	DS	DL	DL	LP/DL	BH/DL	LP/DL	BH/DL	BH/DL	BH/DL	DST/DL	DST/DL	DST/DL	DL	DL	DL	DL	DL	
Deluxe Seats	-	-	2	2	2	2	2	2	2	2	2	-	-	1, OPT	1, OPT	OPT	OPT	-	-	-	-	-	-	-	-	-	-	-	-	-	-	-	-	-	
Camo Deluxe Seats	-	-	OPT	OPT	OPT	OPT	OPT	OPT	OPT	OPT	OPT	-	-	-	-	-	-	-	OPT	OPT	OPT	2, OPT	OPT	2, OPT	2, OPT	1, OPT	OPT	OPT	OPT	OPT	OPT	OPT	OPT	OPT	
Modified Bucket Seats (2) / Center Fold-Down Seat-Step	STD/OPT	STD/OPT	STD/STD	STD/STD	STD/STD	STD/STD	STD/STD	STD/STD	STD/STD	-/-	-/-	-/-	-/-	-/-	-/-	-/-	-/-	-/-	-/-	-/-	-/-	-/-	-/-	-/-	-/-	-/-	-/-	-/-	-/-	-/-	-/-	-/-	-/-	-/-	
Bench Seat	-	-	-	-	-	-	-	-	-	-	-	-	-	-	-	-	-	-	-	-	-	OPT	-	OPT	OPT	OPT	STD	STD	STD	STD	STD	STD	STD	STD	
Seat Pedestal Bases	2	2	2	2	2	4	4	4	4	2	2	5	5	2	2	2	2	-	3	3	2	2	2	2	2	2	1	1	1	OPT	OPT	OPT	OPT	OPT	
<b>STORAGE</b>																																			
Storage Compartment(s)	STD	STD	STD	STD	STD	STD	STD	STD	STD	STD	STD	STD	STD	STD (L)	STD (L)	STD	STD	STD	STD	STD	STD	STD	STD	STD	STD	STD	STD	STD	STD	STD	STD	STD	STD	STD	
Gunbox / Gunbox w/ Rod Tubes and Cushion	-/-	-/-	-/-	-/-	-/-	-/-	-/-	-/-	-/-	-/-	-/-	-/-	-/-	-/-	-/-	-/-	-/-	-/-	-/-	-/-	-/-	-/ OPT	-/ OPT	-/ OPT	-/ OPT	-/ OPT	-/ OPT	-/ OPT	-/ OPT	-/ OPT	-/ OPT	-/ OPT	-/ OPT	-/ OPT	-/ OPT
Rod Storage Compartment	STD (L)	STD (L)	STD (L)	STD (L)	STD (L)	STD (L)	STD (L)	STD (L)	STD (L)	STD (L)	STD (L)	STD (L)	STD (L)	STD (L)	STD (L)	STD (L)	STD (L)	STD (L)	-	-	-	-	-	-	-	-	-	-	-	-	-	-	-	-	
Open Rod Storage w/ Tubes	-	-	-	-	-	-	-	-	-	-	-	-	-	-	-	-	-	-	-	-	STD	STD	STD	STD	STD	STD	STD	STD	STD	STD	STD	STD	STD	STD	
Open Vertical Rod Storage	-	-	-	-	-	-	-	-	-	-	-	OPT	OPT	STD	STD	STD	STD	-	STD	STD	STD	STD	STD	STD	STD	STD	-	-	-	-	-	-	-		
Livewell(s)	A ®	A ®	A ®	A ®	A ®	A ®	A ®	A ®	A ®	A	A	A	A	A	A	A	A	A	A	A	A	A	A	A	A	A	A	A	A	A	A	A	A	A	
<b>ELECTRONICS</b>																																			
Trolling Motor	STD	STD	STD	STD	STD	STD	STD	STD	STD	STD	STD	OPT	OPT	OPT	OPT	OPT	OPT	STD	OPT	OPT	OPT	OPT	OPT	OPT	OPT	OPT	OPT	OPT	OPT	OPT	OPT	OPT	OPT	OPT	
Trolling Motor Harness and Receptacle	STD	STD	STD	STD	STD	STD	STD	STD	STD	STD	STD	STD	STD	STD	STD	STD	STD	STD	STD	STD	STD	STD	STD	STD	STD	STD	STD	STD	STD	STD	STD	STD	STD	STD	
Battery Charger	OPT	OPT	STD	STD	STD	STD	STD	STD	STD	OPT	OPT	OPT	OPT	OPT	OPT	-	-	OPT	-	-	-	-	-	-	-	-	OPT	OPT	OPT	-	-	-	-	-	
Depth/FishFinder	OPT	OPT	STD	STD	STD	STD	STD	STD	STD	STD	STD	OPT	OPT	OPT	OPT	OPT	OPT	STD	OPT	OPT	OPT	OPT	OPT	OPT	OPT	OPT	-	-	-	-	-	-	-	-	
<b>INTERIOR</b>																																			
Carpeted	STD	STD	STD	STD	STD	STD	STD	STD	STD	STD	STD	-	-	-	-	-	-	STD	-	-	-	-	-	-	-	-	-	-	-	-	-	-	-		
Crest-Liner (Spray-In Liner w/ Painted Interior)	-	-	OPT	OPT	OPT	OPT	OPT	OPT	OPT	OPT	OPT	STD	STD	STD	STD	STD	STD	OPT	STD	STD	OPT	OPT	OPT	OPT	OPT	OPT	OPT	OPT	OPT	OPT	OPT	OPT	OPT	OPT	
Painted Interior	-	-	-	-	-	-	-	-	-	-	-	-	-	-	-	-	-	-	-	-	STD	STD	STD	STD	STD	STD	STD	STD	STD	STD	STD	STD	STD	STD	
<b>MISCELLANEOUS</b>																																			
Camouflage Paint	-	-	OPT	OPT	OPT	OPT	OPT	OPT	OPT	OPT	OPT	-	-	-	OPT	-	-	OPT	OPT	OPT	OPT	OPT	OPT	OPT	OPT	OPT	OPT	OPT	OPT	OPT	OPT	OPT	OPT	OPT	
Bilge Pump	STD	STD	STD	STD	STD	STD	STD	STD	STD	STD	STD	STD	STD	STD	STD	STD	STD	STD	STD	STD	STD	STD	STD	STD	STD	STD	STD	STD	STD	STD	STD	STD	STD	STD	
Deck Cleats	STD	STD	STD	STD	STD	STD	STD	STD	STD	STD	STD	STD	STD	STD	STD	STD	STD	STD	STD	STD	STD	STD	STD	STD	STD	STD	STD	STD	STD	STD	STD	STD	STD	STD	
Horn	STD	STD	STD	STD	STD	STD	STD	STD	STD	-	-	STD	STD	STD	STD	OPT	OPT	-	OPT	OPT	OPT	OPT	OPT	OPT	OPT	OPT	-	-	-	-	-	-	-		
Lock-Track Accessory Gunnel	-	-	-	-	-	-	-	-	-	-	-	-	-	-	-	STD	STD	-	STD	STD	STD	STD	STD	STD	STD	STD	STD	STD	STD	STD	STD	STD	STD		
SureMount Gunnel System	-	-	STD	STD	STD	STD	STD	STD	STD	-	-	-	-	-	-	-	-	-	-	-	-	-	-	-	-	-	-	-	-	-	-	-	-		
Stainless Steel Bow and Stern Eyes	STD	STD	STD	STD	STD	STD	STD	STD	STD	STD	STD	STD	STD	STD	STD	STD	STD	STD	STD	STD	STD	STD	STD	STD	STD	STD	STD	STD	STD	STD	STD	STD	STD	STD	

LEGEND: STD = Standard OPT = Optional - = Not Available  
 CONSOLE: CC = Center Console DC = Dual Console SC = Side Console SS = Stick Steer TL = Tiller WT = Walk-Through Windshield  
 SEATING: AB = Aluminum Bench BH = Bench Seat w/folding backrest & storage below BT = Butt Seat w/pedestal CS = Cooler Seat DL = Deluxe Seat DS = Deluxe Seat w/storage below DST = Deluxe Seat for Seat Track  
 FC = Forward Console Seat JS = Jump Seats LP = Leaning Post MB = Modified Bucket w/backrests PS = Pro Seat RC = Reclining Captains Chair w/armrests & slider SC = Seat Cushions  
 STORAGE/LIVEWELL: L = Lockable A = Aerated R = Standard Recirculating System ® = Optional Recirculating System

These are just some of the features and options available. Please see the Crestliner website for more information. Some features/options may change based on layout. Every effort was made to ensure that this information was accurate at the time of printing. Crestliner assumes no responsibility for errors in type or in print.

# MOD-V ADDITIONAL SPECIFICATIONS & COLORS

## SPECIFICATIONS

	<b>PT 20</b>		<b>PT 18</b>		<b>VT 19,18,17</b>		<b>VTC 19,18,17</b>		<b>TC 18</b>		<b>STORM 1700, 1600</b>		<b>INTRUDER 2200, 2000</b>		<b>BAY 2200</b>	
Transom Height	20"	51 cm	21"	53 cm	20"	51 cm	20"	51 cm	20"	51 cm	20"	51 cm	25"	63.5 cm	24"	61 cm
Deadrise	9°	9°	10°	10°	10°	10°	10°	10°	10°	10°	8°	8°	15°	15°	15°	15°
Aluminum gauge bottom	.110"	.279 cm	.110"	.279 cm	.100"	.254 cm	.100"	.254 cm	.100"	.254 cm	.100"	.254 cm	.125"	.318 cm	.125"	.318 cm

	<b>BAY 2200</b>		<b>COAST EDITION 2000, 1800</b>		<b>OUTLOOK 1657 (T,SS)</b>		<b>ARROW 2000, 1800</b>		<b>RETRIEVER 2070 (CC,SC)</b>		<b>RETRIEVER 1860 (CC,SC)</b>		<b>RETRIEVER 1756 (SC)</b>		<b>RETRIEVER 1650 (SC)</b>	
Transom Height	20"	51 cm	20"	51 cm	20"	51 cm	20"	51 cm	20"	51 cm	20"	51 cm	20"	51 cm	20"	51 cm
Deadrise	12°	12°	3.5°	3.5°	4°	4°	3.5°	3.5°	3.5°	3.5°	3.5°	3.5°	3.5°	3.5°	3.5°	3.5°
Aluminum gauge bottom	0.110"	.279 cm	.100"	.254 cm	.100"	.254 cm	.100"	.254 cm	0.100"	.254 cm	0.100"	.254 cm	0.100"	.254 cm	0.100"	.254 cm

	<b>RETRIEVER JON DELUXE 1860</b>		<b>RETRIEVER JON DELUXE 1756</b>		<b>RETRIEVER JON DELUXE 1650</b>		<b>RETRIEVER JON 2070</b>		<b>RETRIEVER JON 1860</b>		<b>RETRIEVER JON 1756</b>		<b>RETRIEVER JON 1650</b>		<b>RETRIEVER JON 1546</b>	
Transom Height	20"	51 cm	20"	51 cm	20"	51 cm	20"	51 cm	20"	51 cm	20"	51 cm	20"	51 cm	20"	51 cm
Deadrise	3.5°	3.5°	3.5°	3.5°	3.5°	3.5°	3.5°	3.5°	3.5°	3.5°	3.5°	3.5°	3.5°	3.5°	3.5°	3.5°
Aluminum gauge bottom	0.100"	.254 cm	0.100"	.254 cm	0.100"	.254 cm	0.100"	.254 cm	0.100"	.254 cm	0.100"	.254 cm	.100"	.254 cm	0.080"	.203 cm

## PAINT OPTIONS



Blue Flame Metallic



Silver Metallic



Red Flame Metallic




Black Metallic



Matte Black



White



Sand



Olive Drab



Marsh Tan



Mossy Oak® Breakup




Mossy Oak® Shadowgrass

## INTERIOR PAINT OPTIONS



White



Sand



Matte Gray



Olive Drab



Marsh Tan



Mossy Oak® Breakup



Mossy Oak® Shadowgrass



Crest-Liner Interior Coating

## CARPET SWATCH



Gray Carpet

\*Not all processes, features and statements apply to every Crestliner boat model.

All prices and specifications subject to change. Crestliner reserves the right to discontinue models or change prices, specifications, materials, equipment, color or design at any time without notice and without incurring obligations. Some models are shown with optional features and equipment. Outboard model weights shown in this catalog reflect the approximate weight of the boat only, and do not include weights of the outboard motor or accessories installed. All boats meet or exceed United States Coast Guard regulations, applicable American Boat and Yacht Council standards and are certified by the National Marine Manufacturer's Association. Crestliner is so confident its products define durability that we offer one of the industry's best warranties to back them up. Crestliner was the first to offer a limited LIFETIME hull warranty to the original owner. All main seam welds are covered. Interior support construction carries a limited 10-year warranty. Plus, you get a limited 3-year bow-to-stern warranty on virtually everything else. It gets better...Crestliner's warranty is transferable! When its time to upgrade to a new Crestliner, you have the option to transfer the warranty to the second owner. Our proven welding techniques and innovations allow us to offer you one of the best warranties in the industry. (Limited Lifetime warranty differs for CRV and CR Jon boats.) Some restrictions apply. For complete details, a copy of our limited warranty is attached to each new boat or may be obtained from your Crestliner dealer. Many boats featured in this catalog are shown with available options. See your dealer for details. Every effort was made to ensure that this information was accurate at the time of printing. Crestliner assumes no responsibility for errors in type, in print or in photos. Please follow the rules of safe boating, be courteous to others and respect the marine environment. Special thanks to NMMA, Mercury, Onyx, Mantrap Lodge, Park Rapids, MN and Port Of Kimberling Marina & Resort, Kimberling City, MO.

©2017 Crestliner / A Brunswick boat company. Printed in USA